

Vaginal Estrogen Therapy



A decline in estrogen levels after menopause can lead to changes in the skin of the vagina, urethra, and vulva. These changes are called genitourinary syndrome of menopause.

About Urogenital Skin Changes

Estrogen plays an important role in keeping the skin and tissues of the vagina and vulva moist and healthy. With the normal decline in estrogen after menopause, the tissues and skin in the vaginal area may thin and become dry. Younger women may have health issues that result in lowered levels of estrogen in their bodies, which can lead to the same problems. For example, treatments for breast cancer can lower estrogen levels. Women who are breastfeeding or smoke are also at greater risk for this condition.

When your body stops making or produces less estrogen, the glands in the vagina make less mucus. Vaginal atrophy, thinning, dryness, and inflammation of the walls of the vagina is common. Up to 50 percent of women experience this dryness by three years after their last period. In addition, the skin and tissues of the vulva become thin and less elastic. Because of these changes, the vagina and the vulva can be easily damaged with friction. For example, this can happen with rubbing due to wearing tight clothing or from sexual activity.

Symptoms

Many women first notice discomfort, burning or bleeding with sexual activities. In addition, your vagina may feel dry and irritated. You may experience a burning sensation when you urinate. Sometimes vaginal dryness is associated with itchiness or a thin yellow discharge. Changes in the pH of the vagina can increase your risk of urinary tract infections (UTIs). Skin changes can also occur at the vulva and the base of the bladder, so the area outside the vaginal opening may look different.

Diagnosis

Be sure to discuss all of your vaginal irritation symptoms with your medical provider. This will help the provider make an accurate diagnosis. Share if you wash with perfumed powders or soaps. Also, discuss if you are using panty liners, spermicides, or any lubricants that may be contributing to the vaginal irritation.

The medical provider will examine your genital region. Signs of urogenital atrophic skin changes include pale, smooth, and shiny skin in the vagina and vulva. The skin can be easily irritated and may bleed. There may also be patchy areas of dry skin, sparse pubic hair, and decreased vaginal length.

Vaginal Estrogen Therapy

Often a physical exam is all that is needed to make a diagnosis. Your provider may consider other tests if needed.

Treatments

Some simple changes can help:

- Use chemical-free detergents.
- Wear white, cotton underwear and keep the area dry.
- Use pads designed to hold urine or 100 percent cotton pads.
- Use a vaginal moisturizer or a water or silicone-based lubricant.
- Ask your provider about a steroid cream.

If the vaginal irritation or dryness is still a problem, vaginal estrogen therapy is the most effective treatment. It improves the quality of the skin and tissues in and around the vagina. Estrogen thickens the skin lining the vaginal canal and increases natural lubrication. It also restores the normal pH of the vagina. It has been shown to reduce risk of UTIs.

Very little of the estrogen is absorbed into the bloodstream, and it is safe for most women. The estrogen can work successfully on the symptoms in the vaginal area without the risks of taking estrogen orally or wearing a patch.

It is advised to wait at least 12 hours after you insert estrogen cream to have sex, although the risk to your partner is not thought to be of concern.

Learn The Terms

Vagina: The canal that connects the uterus (womb) with the vulva.

Urethra: Tube from the bladder to the outside of the body that urine passes through during urination.

Vulva: A woman's external genitals.

Genitourinary syndrome of menopause: Collection of symptoms resulting from a decrease in estrogen and other hormones involving changes to the labia, vulva, clitoris, vagina, urethra and bladder.

Vaginal atrophy: Thinning, drying, and irritation of the lining of the vagina caused by low levels of estrogen.

Urinary tract infection (UTI): The abnormal growth of bacteria in the urinary tract combined with symptoms like urgency and frequency of urination.

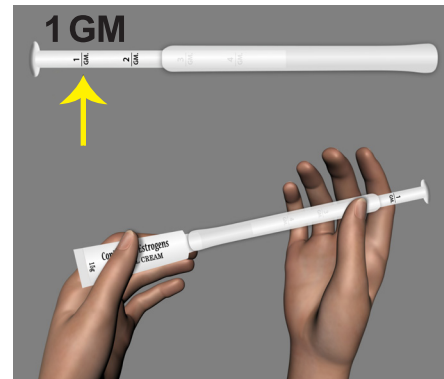
Vaginal estrogen: Estrogen used in the vagina at a very low dose to treat problems of the vagina, vulva and urinary system. This can be in cream, pill, suppository or ring form.

Vaginal Estrogen Therapy

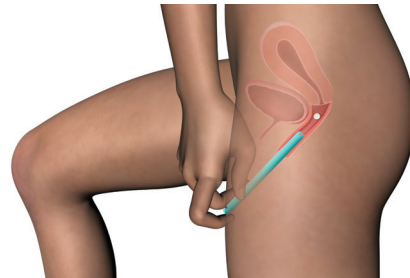
Types of vaginal estrogen:

- **ESTROGEN CREAM** comes in a tube, similar to toothpaste. Draw the dose into the applicator and insert it deep into the vagina. Push the plunger in to deliver the cream into the vagina.
- **ESTROGEN TABLETS** are pills that come in a preloaded applicator. The applicator is similar to a plastic tampon and intended to be used only one time. It is inserted into the vagina and the plunger compressed to eject the tablet into the vagina as high as possible. Women start with a daily dose, but gradually taper off to twice a week.
- A **VAGINAL ESTROGEN RING** looks similar to a contraceptive diaphragm. It is inserted through your vulva into the vagina. It contains three months of low-dose estrogen, which is slowly released. The ring then needs to be removed and a new one placed in the vagina. Most women can do this on their own.


Vaginal Estrogen Therapy Cream



Vaginal Estrogen Therapy: Tablet With Applicator



Estrogen: Vaginal Ring



Vaginal Estrogen Therapy

It is common when first starting to use vaginal estrogen therapy to be instructed to use it more frequently. Once symptoms such as dryness, cracking, and burning improve, the application or insertion of the cream may be done less frequently. Please ask your provider for specific instructions on use.

Research has found that all of these options work equally well. For women who experience painful sex and cannot or do not want to use estrogen, an oral medicine ospemifene has been approved to reduce this symptom.

Three Takeaways

- 1. A decline in estrogen levels can lead to urogenital atrophy, or changes in the skin of the vagina, urethra, and vulva. Symptoms include pale, smooth, and shiny skin in the vagina and vulva.**
- 2. Changing how you care for your vulva can help make the symptoms better, especially if the main problem is dryness during sexual activity.**
- 3. If the symptoms are frequent, vaginal estrogen is often prescribed. Symptoms include vaginal dryness, discomfort and possibly a yellow discharge.**