

CONFERENCE PROGRAM

AUGS 34TH ANNUAL SCIENTIFIC MEETING

OCTOBER 16–19, 2013 | CAESARS PALACE

LAS VEGAS, NV



Advancing Female Pelvic Medicine
and Reconstructive Surgery



WE ARE WOMEN'S HEALTH.™

WE ARE advancing women's health through innovation,
physician education and clinical outcomes

Breakfast Symposium

**PFDR: Perspectives from AUGS, the FDA, and Industry on
the development and benefits of a multi-sponsored registry**

Friday, October 18th 7:00 - 8:00 am

Room: Emperor I

*AMS is proud to support this Breakfast Symposium
through an unrestricted educational grant*

WE ARE at AUGS Booth 201



™ The denoted marks are trademarks or registered trademarks of American Medical Systems, Inc.
© 2013 American Medical Systems, Inc. All Rights Reserved. Minnetonka, MN 55343
AMSUS/WH-00758/August 2013 www.AmericanMedicalSystems.com 1-800-328-3881
U.S. Use Only



WELCOME TO THE ENTERTAINMENT CAPITAL OF THE WORLD!

TABLE OF CONTENTS

Important Meeting Information	5
AUGS Conference Committees	6
Supporters.	7
Special Events.	7
Continuing Medical Education	11
Schedule At-A-Glance.	12
Concurrent Sessions At-A-Glance.	14
Postgraduate Courses.	18
Keynote Speakers.	19
Educational Forums and Workshops	21
Conference Program	24
Educational Roundtables	37
Award Recipients	38
AUGS Leadership and Staff	40
Industry Supported Educational Sessions	41
Exhibit Hall Floor Plan	42
Exhibitor Listing by Booth Number.	43
Exhibitor Descriptions	44

Dear Colleagues,

On behalf of the American Urogynecologic Society (AUGS), we are pleased to welcome you to the AUGS 34th Annual Scientific Meeting in the one and only Entertainment Capital of the World! The 2013 Program Committee has designed a schedule focused on groundbreaking research, scientific advancements, and innovative technologies that have developed throughout the past year. As the leading event in Female Pelvic Medicine and Reconstructive Surgery, we are excited to unveil new and exclusive research!

You will have the opportunity to connect with experts in the field as you access top-notch educational programs including: more than 100 oral scientific presentations, surgical videos, 175 poster presentations, educational roundtable discussions, industry-supported educational events, and the AUGS Exhibit Hall, showcasing new, innovative, and relevant products and services.

We are also excited to offer you the opportunity to unwind between sessions by networking with industry representatives at one of our social events. These fun occasions (listed on page 7) will allow you to connect, catch up, or become acquainted with those that are new to the field. Join colleagues and friends for the traditional AUGS Karaoke Challenge at PURE Nightclub or simply light up the night in cosmopolitan Las Vegas!

In addition to our educational programs and networking opportunities, AUGS is offering pre-conference postgraduate courses with a hands-on approach, demonstrating lessons with pig bladders, pelvic trainers, and live porcine models to explore the advantages of various port placements, energy technologies, and suturing strategies.

Take advantage of these invaluable learning experiences while you enjoy the live entertainment and lights of the Las Vegas strip.

We are pleased to share this annual premier event with you!

Elizabeth R. Mueller


Elizabeth R. Mueller, MD
Program Committee Chair

Halina H. Zyczynski

Halina Zyczynski, MD
Program Committee Vice Chair



THE UROGYNECOLOGY PRACTICE OF THE FUTURE



**VISIT US
at Booth
#503**

MORPHEUS™

**One Hardware Architecture
One Software Platform**

Pelvic Muscle Rehabilitation

Two Channel EMG with Stimulation

Two Channel EMG Biofeedback

Anorectal Manometry with Paradoxical EMG


Complex Urodynamics

Uroflowmetry with Two Channel EMG

Uroflowmetry

RealTime Abdominal Ultrasound for Bladder
and Renal Imaging

RealTime 360° Endorectal Ultrasound for
Fecal Incontinence



Emma™ 1219 Powered Procedure Table/Chair

IMPORTANT MEETING INFORMATION

SPEAKER READY ROOM HOURS

AUGS provides a room for all faculty members to review and submit their presentations before their session. To serve you better, this process should be completed at least five hours prior to your session.

Venue

Tuesday, October 15

2:00 p.m. – 6:00 p.m.

Wednesday, October 16

7:00 a.m. – 6:00 p.m.

Thursday, October 17

7:00 a.m. – 6:00 p.m.

Friday, October 18

7:00 a.m. – 6:00 p.m.

Saturday, October 19

7:00 a.m. – 11:00 a.m.

POSTER HALL HOURS

Octavius Ballroom

Thursday, October 17

Posters 1 – 94 10:00 a.m. – 7:30 p.m.

Friday, October 18

Posters 95 – 205 10:00 a.m. – 2:30 p.m.

EXHIBIT HALL HOURS AND ACTIVITIES

Octavius Ballroom

Wednesday, October 16

2:00 p.m. – 6:00 p.m.

Exhibitor Move-In

Thursday, October 17

7:00 a.m. – 9:00 a.m.

Exhibitor Move-In

10:00 a.m. – 7:30 p.m.

Exhibit Hall Open

10:10 a.m. – 11:00 a.m.

Attendee Refreshment Break in Exhibit Hall

12:15 p.m. – 2:00 p.m.

Lunch in Exhibit Hall

5:30 p.m. – 7:30 p.m.

Welcome Reception

Friday, October 18

7:00 a.m. – 2:30 p.m.

Exhibit Hall Open

10:30 a.m. – 11:15 a.m.

Attendee Refreshment Break in Exhibit Hall

12:50 p.m. – 2:45 p.m.

Lunch in Exhibit Hall

3:00 p.m. – 8:00 p.m.

Exhibitor Move-Out



AUGS MEETING APP

We are pleased to introduce the AUGS 34th Annual Meeting smartphone app. Stay up-to-date with the latest information on the meeting program, updates, speakers, abstracts, and exhibitor and sponsor details.

To download the AUGS 34th Annual Scientific Meeting mobile app:

- **iPhone and iPad users** – Search “AUGS” on the Apple App Store.
- **Android users** – Search “AUGS” on the Google Play Store.
- **Blackberry, Windows**, and computer browsers – Go to this address on your smart phones/laptops (omit www): <https://augsgatherdigital.com>



AUGS CONFERENCE COMMITTEES

AUGS PROGRAM COMMITTEE

Elizabeth R. Mueller, MD, Chair
Halina M. Zyczynski, MD, Vice Chair
Peter L. Rosenblatt, MD, Board Liaison
Kathleen A. Connell, MD

John R. Fischer, MD
Christine A. LaSala, MD
Colleen E. Mellen, APRN
Dennis P. Miller, MD

Minita S. Patel, MD
Eric R. Sokol, MD
Emily L. Whitcomb, MD

ABSTRACT REVIEW:

Sarah A. Collins, MD
Kathleen A. Connell, MD
Joshua Croland, MD
Cathy Dahl, DO
John R. Fischer, MD
Mary P. FitzGerald, MD
Matthew O. Fraser, PhD
Keisha A. Jones, MD
Christine A. LaSala, MD
Rebecca U. Margulies, MD

Elizabeth R. Mueller, MD
Anthony J. O'Connell, MD
Amy Park, MD
Minita S. Patel, MD
Stuart H. Shippey, III, MD
Ambereen Sleemi, MD, MPH
Adam C. Steinberg, DO
Paul Tulikangas, MD
Emily L. Whitcomb, MD
Halina M. Zyczynski, MD

VIDEO REVIEW:

Danielle D. Antosh, MD
Robert E. Gutman, MD
Dennis P. Miller, MD
Charles R. Rardin, MD
Beri M. Ridgeway, MD
Lisa Rogo-Gupta, MD
Peter L. Rosenblatt, MD
Andrew I. Sokol, MD
Eric R. Sokol, MD
Kevin J. E. Stepp, MD

Surgical Education within Your Reach – The FPMRS Education Portal

Your online, no-cost member resource for unique educational content on the latest female pelvic medicine and reconstructive surgery topics:

- Surgical Videos
- AUGS Annual Scientific Meeting Content
- On-Demand Learning
- *Introduction to FPMRS* Online Course
- Virtual FPMRS Fellows Forum
- *Fundamentals for Female Pelvic Surgery* Online Curriculum
- *OABCentral.org* Resource Website on Overactive Bladder (OAB) Treatment



www.augs.org/EducationPortal



SUPPORTERS

AUGS would like to thank the following companies for their generous support of this year's Annual Scientific Meeting programs and activities.

Special recognition is provided to our generous supporters* at the following sponsorship levels:

LEADERSHIP CIRCLE



GOLD SPONSORS



SILVER SPONSOR



BRONZE SPONSOR



Educational Grant Support Provided by:

Astellas Pharma US, Inc., Boston Scientific, Bovie Medical Corporation, Caldera Medical, Ethicon Endosurgery, and Pfizer.

Additional In-Kind Meeting Support Provided by:

Bovie Medical Corporation, Caldera Medical, Ethicon Endosurgery, Intuitive Surgical, KARL STORZ Endoscopy-America, Inc., Lexion Medical, and LSI Solutions.

SPECIAL EVENTS

ANNUAL BUSINESS MEETING & AWARDS PRESENTATION

Thursday, October 17

4:15 p.m. – 5:30 p.m.

Augustus I-IV

Join us as we review organization accomplishments over the past year and receive updates from the AUGS Board of Directors, and Committee Members.

WELCOME RECEPTION IN THE EXHIBIT HALL

Thursday, October 17

5:30 p.m. – 7:30 p.m.

Octavius Ballroom

The AUGS 34th Annual Scientific Meeting will officially kick off with the Welcome Reception held in the Exhibit Hall. Enjoy light refreshments, catch up with colleagues, and check out the exhibits.

AUGSOME EVENT 2013 AT PURE NIGHTCLUB

Friday, October 18

6:30 p.m. – 10:00 p.m.

Join AUGS at PURE Nightclub in Caesars Palace for food, drinks, socializing, and an unparalleled view of the Las Vegas Strip. Voted No. 1 Club in the country by E! Entertainment, there is something for everyone including the annual AUGS Karaoke Challenge. All ticket sales will benefit the PFD Research Foundation. Regular tickets are \$75 and \$25 for Physicians in training. Tickets can be purchased at the Registration desk. Must be 21+ years of age with proper ID. Passport required for international guests.

See what's ahead for urology.

Visit us at Booth #107



2013 AUGS 34th Annual Scientific Meeting

Allergan Industry Expert Theater *Overactive Bladder Update*

➤ Thursday, October 17 ➤ 6:45am-7:45am ➤ Emperor Ballroom 1

Hot breakfast will be served

Featured Speakers:

Victor Nitti, MD

NYU Langone Medical Center
New York, NY

Vincent Lucente, MD

The Institute for Female Pelvic Medicine
& Reconstructive Surgery
Allentown, PA

Participants can earn a Certificate of Attendance for the program above

Meet The Experts at Allergan Booth

Join us for a Product Administration Demonstration and Discussion in a hands-on format

Thursday | October 17 | 2013

➤ 12:15pm-1:00pm	➤ Victor Nitti, MD
➤ 1:00pm-1:45pm	➤ Sam Hessami, MD
➤ 5:00pm-5:45pm	➤ Michael Kennelly, MD
➤ 5:45pm-6:30pm	➤ Matthew Clark, MD

Friday | October 18 | 2013

➤ 1:15pm-2:00pm	➤ Peter Sand, MD
➤ 2:00pm-2:45pm	➤ Vincent Lucente, MD



©2013 Allergan, Inc., Irvine, CA 92612 APC01EX13



Addressing Barriers to the
Optimal Management of the

OAB PATIENT

www.OABCentral.org

Earn AMA PRA Category I Credit™!

An educational Web site designed to provide resources and education
on the topic of overactive bladder (OAB) treatment.

Steering Committee:

Peter Rosenblatt, MD (Chair)

Steven Kleeman, MD

Karen Noblett, MD

Charles Rardin, MD

Web Site Features:

- **Webinars on Current and Emerging OAB Therapies**
- **Simulated Patient Encounter Videos**
- **Reviews of Recently Published OAB Articles**
- **Resources and References for Clinicians**
- **Downloadable Patient Tools to Use in Your Office**

Get the App



Includes bladder diary,
voiding and medication
reminders, and more.

Download the
BladderTrakHer App
for **FREE**.

iPhone/iPad



The France Foundation
A Continuing Education Company

Supported by an educational grant from Astellas

Conquering IC:

Identification and Management Strategies

CONTINUING EDUCATION CREDIT OFFERED

- AMA PRA Category 1 Credits™
- Continuing Education Credits for Nurses (ANCC)

CONTRIBUTING FACULTY

Jeffrey G. Proctor, MD (Chair)
Georgia Urology

Eman A. Elkadry, MD
Mount Auburn Hospital
Harvard Medical School

Jennifer Yonaitis Fariello,
MSN, CRNP
The Pelvic and Sexual Health
Institute

Comprehensive continuing education on identification and management of patients with interstitial cystitis.

Early diagnosis and prompt initiation of treatment may translate into better symptom control and improved outcomes for patients with IC.

EDUCATIONAL ACTIVITIES

Peer-to-Peer Podcast Series: Insightful audio commentary from IC experts

Monograph: The latest clinical information on identification and management of patients with IC

Clinician Resources: Links and handouts that provide clinicians and health care professionals with valuable tools for diagnosis, treatment, and management of patients with IC

Patient Resources: Useful tools and valuable information for patients with IC

FOR MORE INFORMATION: Contact ICA at ICAmail@IChelp.org or The France Foundation at 866-856-1998

Visit www.ichelpcme.org

Comprehensive Review Course in Female Pelvic Medicine and Reconstructive Surgery

March 21 – 23, 2014 | Omni Dallas Hotel, Dallas, TX

Join leading experts for an extensive review of FPMRS.

Attend this review course to effectively use your time preparing for the FPMRS Subspecialty Board Exam.

Topics include:

- ABOG/ABU Guide to Learning for the Subspecialty
- New Developments in FPMRS
- Applicable Clinical Issues



Course Directors

Mark D. Walters, MD
Cleveland Clinic

J. Eric Jelovsek, MD,
MMED
Cleveland Clinic

21 CME Contact hours are included.

For program information, visit
www.augs.org/ReviewCourse

CONTINUING MEDICAL EDUCATION

Jointly sponsored by the Duke University School of Medicine and the American Urogynecologic Society.



ACCREDITATION

This activity has been planned and implemented in accordance with the Essential Areas and Policies of the Accreditation Council for Continuing Medical Education (ACCME) through the joint sponsorship of the Duke University School of Medicine and the American Urogynecologic Society. The Duke University School of Medicine is accredited by the ACCME to provide continuing medical education for physicians.

CREDIT DESIGNATION

The Duke University School of Medicine designates this live activity for a maximum of 28.5 *AMA PRA Category 1 Credit(s)*[™]. Physicians should only claim credit commensurate with the extent of their participation in the activity.

CME CERTIFICATE INFORMATION

In order to receive CME credit, participants must attend the activity and complete the post-event evaluation. Evaluations will be emailed to all participants immediately following the meeting. After successfully completing the evaluation, a certificate will be emailed to participants six to eight weeks following the activity. If you have any questions regarding CME credit, please contact the Duke Office of CME at 919.401.1200.

COMMERCIAL SUPPORT ACKNOWLEDGMENT

This Continuing Medical Education (CME) activity is supported by educational grants. A complete list of supporters is published on page 7.

UNAPPROVED USE DISCLOSURE

Duke School of Medicine requires CME faculty (speakers) to disclose to attendees when products or procedures being discussed are off-label, unlabeled, experimental, and/or investigational (not FDA approved); and any limitations on the information that is presented, such as data that are preliminary or that represent ongoing research, interim analyses, and/or unsupported opinion. This information is intended solely for continuing medical education and is not intended to promote off-label use of these medications. If you have questions, contact the medical affairs department of the manufacturer for the most recent prescribing information. Faculty will be discussing information about pharmaceutical agents that are outside of U.S. Food and Drug Administration approved labeling.

RESOLUTION OF CONFLICTS OF INTEREST

In accordance with the ACCME Standards for Commercial Support of CME, the Duke University School of Medicine will implement mechanisms, prior to the planning and implementation of this CME activity, to identify and resolve conflicts of interest for all individuals in a position to control content of this CME activity.

EDUCATIONAL GOALS AND OBJECTIVES

Annual Scientific Meeting attendees will be able to:

- Describe and discuss the pathophysiology of pelvic floor disorders, including pelvic organ prolapse, urinary incontinence and sexual dysfunction.
- Identify risk factors and the epidemiology of pelvic floor disorders.
- Evaluate standard and new evaluation tools to assess and quantify pelvic floor disorders.
- Compare and evaluate non-surgical and surgical treatments used to manage women who suffer these conditions.
- Understand the impact of pelvic floor disorders on the quality of life of women who suffer these conditions.

STAFF AND CONTENT VALIDATION REVIEWER DISCLOSURE

The staff involved with this activity and any content validation reviewers of this activity have reported no relevant financial relationships with commercial interests.

DISCLAIMER

The information provided at this CME activity is for continuing education purposes only and is not meant to substitute for the independent medical judgment of a health care provider relative to diagnostic and treatment options of a specific patient's medical condition.

SCHEDULE AT-A-GLANCE

TUESDAY, OCTOBER 15

12:00 p.m. – 5:30 p.m.	Leading in Educational Program Development: Professional Development for Fellowship Program Directors and Coordinators	<i>Octavius 20</i>
------------------------	--	--------------------

WEDNESDAY, OCTOBER 16

Postgraduate Courses

7:30 a.m. – 6:00 p.m.	Registration Open	<i>Emperor Foyer</i>
8:00 a.m. – 6:00 p.m.	Management of Incontinence and Prolapse for the Allied Health Professional: A Multidisciplinary Model	<i>Palace III</i>
9:00 a.m. – 12:00 p.m.	Conventional and Robotic-Assisted Laparoscopy for the Contemporary Urogynecologist – Didactic	<i>Palace I</i>
9:00 a.m. – 12:00 p.m.	Urogynecologic Conditions Causing Sexual Dysfunction – Diagnosis and Management	<i>Palace II</i>
1:00 p.m. – 5:00 p.m.	Conventional and Robotic-Assisted Laparoscopy for the Contemporary Urogynecologist – Off-Site Wet Lab	<i>Oquendo Center</i>
1:00 p.m. – 4:00 p.m.	Surgical Device Innovation – From Process to Patents	<i>Palace II</i>
1:00 p.m. – 4:00 p.m.	Incorporating Plastic Surgery Concepts and Techniques into Female Pelvic Medicine and Reconstructive Surgery	<i>Palace I</i>

Educational Forums and Workshops

5:00 p.m. – 7:30 p.m.	Basic Science Special Interest Group Forum	<i>Palace II</i>
5:00 p.m. – 7:30 p.m.	Mesh/Graft Use in Pelvic Reconstructive Surgery Special Interest Group Forum (<i>Not eligible for CME</i>)	<i>Palace I</i>
5:00 p.m. – 8:00 p.m.	FPMRS Fellows' Forum	<i>Augustus V-VI</i>
7:00 p.m. – 8:30 p.m.	Women's Leadership Forum	<i>Emperor I</i>

THURSDAY, OCTOBER 17

6:30 a.m. – 6:00 p.m.	Registration Open	<i>Emperor Foyer</i>
7:00 a.m. – 8:00 a.m.	Continental Breakfast	<i>Registration Foyer</i>
6:45 a.m. – 7:45 a.m.	Allergan, Inc. Industry Expert Theater (<i>Non-CME</i>)	<i>Emperor I</i>
8:00 a.m. – 8:10 a.m.	Welcome – Elizabeth R. Mueller, MD, 2013 Program Committee Chair	<i>Augustus I-IV</i>
8:10 a.m. – 9:30 a.m.	Scientific Session 1	<i>Augustus I-IV</i>
9:20 a.m. – 10:10 a.m.	Presidential Address: Anthony G. Visco, MD	<i>Augustus I-IV</i>
10:00 a.m. – 7:30 p.m.	Poster Viewing – Posters 1-94	<i>Octavius Ballroom</i>
10:10 a.m. – 11:00 a.m.	Coffee Break in the Exhibit Hall	<i>Octavius Ballroom</i>
10:45 a.m. – 11:00 a.m.	Oral Poster Viewing in Session Rooms	<i>Augustus I-IV, Palace I, Palace III</i>
11:00 a.m. – 12:15 p.m.	Oral Poster Scientific Concurrent Sessions 2 – 4	<i>Augustus I-IV, Palace I, Palace III</i>
12:15 p.m. – 1:45 p.m.	Past Presidents' Luncheon (<i>Invitation only</i>)	<i>Tuscany</i>
12:15 p.m. – 2:00 p.m.	Lunch in the Exhibit Hall	<i>Octavius Ballroom</i>
12:30 p.m. – 1:30 p.m.	Medtronic Industry Expert Theater (<i>Non-CME</i>)	<i>Emperor I</i>

*Schedule subject to change. Visit www.augsmeeting.org for the most up-to-date schedule.

THURSDAY, OCTOBER 17 (CONTINUED)

12:30 p.m. – 1:30 p.m.	Boston Scientific Industry Expert Theater (<i>Non-CME</i>)	<i>Emperor II</i>
2:00 p.m. – 3:20 p.m.	Scientific Concurrent Sessions 5 – 7	<i>Augustus I-IV, Palace I, Palace III</i>
3:25 p.m. – 4:10 p.m.	J. Marion Sims Lecture: Patricia J. Numann, MD, FACS <i>This lecture has been endowed through the generous support of ABOG.</i>	<i>Augustus I-IV</i>
4:15 p.m. – 5:30 p.m.	Annual Business Meeting & Awards Presentation	<i>Augustus I-IV</i>
5:30 p.m. – 7:30 p.m.	Welcome Reception in the Exhibit Hall	<i>Octavius Ballroom</i>
8:00 p.m. – 10:00 p.m.	President's Reception (<i>Invitation only</i>)	<i>Octavius</i>

FRIDAY, OCTOBER 18

6:30 a.m. – 6:00 p.m.	Registration Open	<i>Emperor Foyer</i>
7:00 a.m. – 8:00 a.m.	Continental Breakfast in the Exhibit Hall	<i>Octavius Ballroom</i>
7:00 a.m. – 8:00 a.m.	Educational Roundtable Discussions (<i>see page 37</i>)	<i>Palace II</i>
7:00 a.m. – 8:00 a.m.	PFDR: Perspectives from AUGS the FDA, and Industry on the Development and Benefits of a Multi-Sponsored Registry (<i>Non-CME</i>)	<i>Emperor Ballroom</i>
8:00 a.m. – 8:15 a.m.	PFD Foundation Update – Kristene E. Whitmore, MD	<i>Augustus I-IV</i>
8:15 a.m. – 9:45 a.m.	Scientific Session 8	<i>Augustus I-IV</i>
9:45 a.m. – 10:30 a.m.	Raymond A. Lee Lecture: John B. Gebhart, MD, MS	<i>Augustus I-IV</i>
10:00 a.m. – 2:30 p.m.	Poster Viewing – Posters 95-205	<i>Octavius Ballroom</i>
10:35 a.m. – 11:15 a.m.	Coffee Break in the Exhibit Hall	<i>Octavius Ballroom</i>
11:15 a.m. – 12:50 p.m.	Scientific Session 9	<i>Augustus I-IV</i>
12:50 p.m. – 2:45 p.m.	Lunch in the Exhibit Hall	<i>Octavius Ballroom</i>
1:00 p.m. – 2:00 p.m.	Astellas Pharma US, Inc. Industry Expert Theater (<i>Non-CME</i>)	<i>Emperor II</i>
1:00 p.m. – 2:00 p.m.	Intuitive Surgical Industry Expert Theater (<i>Non-CME</i>)	<i>Emperor I</i>
1:00 p.m. – 2:30 p.m.	PFD Research Foundation Grant Recipients' Luncheon (<i>Invitation only</i>)	<i>Octavius 20</i>
2:45 p.m. – 3:15 p.m.	Exposing the Science of Prolapse Mesh: A Foundation for the Future – Pamela Moalli, MD, PhD	<i>Augustus I-IV</i>
3:20 p.m. – 4:30 p.m.	Scientific Concurrent Sessions 10 – 12	<i>Augustus I-IV, Palace I, Palace III</i>
4:35 p.m. – 5:20 p.m.	Stump the Professor, <i>sponsored by the Fellows SIG</i>	<i>Augustus I-IV</i>
6:30 p.m. – 10:00 p.m.	AUGSOME Event 2013 at PURE Nightclub	

SATURDAY, OCTOBER 19

6:30 a.m. – 12:00 p.m.	Registration Open	<i>Emperor Foyer</i>
7:00 a.m. – 8:00 a.m.	Educational Roundtable Discussions (<i>see page 37</i>)	<i>Palace II</i>
8:10 a.m. – 9:30 a.m.	Scientific Session 13	<i>Augustus I-IV</i>
9:30 a.m. – 10:40 a.m.	Keynote: Resilient Leadership, Risa M. Mish, JD	<i>Augustus I-IV</i>
10:40 a.m. – 11:00 a.m.	Coffee Break	<i>Augustus Foyer</i>
11:00 a.m. – 12:20 p.m.	Scientific Session 14	<i>Augustus I-IV</i>

CONCURRENT SESSIONS AT-A-GLANCE

THURSDAY, OCTOBER 17

10:45 a.m. – 11:00 a.m.	Oral Poster Viewing in Session Rooms		
11:00 a.m. – 12:15 p.m.	Oral Poster Session 2: Surgical <i>Augustus I-IV</i>	Oral Poster Session 3: Clinical/Epidemiology/Sexual Health <i>Palace I</i>	Oral Poster Session 4: Basic Science <i>Palace III</i>
11:00 a.m. – 11:06 a.m.	Oral Poster 1 – INCIDENCE AND CHARACTERISTICS OF URINARY TRACT INJURY DURING LAPAROSCOPIC HYSTERECTOMY	Oral Poster 13 – THE IMPACT OF A TOPICAL SEXUAL ENHANCEMENT CREAM ON THE SUBJECTIVE FEMALE SEXUAL RESPONSE AND ITS RELATIONSHIP TO CLITORAL BLOOD FLOW	Oral Poster 25 – MYOGENIC STEM CELL-LADEN HYDROGEL SCAFFOLD IMPROVES CONTRACTILE PROPERTIES OF THE DISRUPTED EXTERNAL ANAL SPHINCTER IN AN ANIMAL MODEL
11:06 a.m. – 11:12 a.m.	Oral Poster 2 – DEVELOPMENT AND VALIDATION OF A LAPAROSCOPIC SACROCOLPOPEXY SIMULATION MODEL FOR SURGICAL TRAINING	Oral Poster 14 – DOES BOTHER MATTER? CORRELATING VAGINAL ANATOMY WITH PROLAPSE SYMPTOMS	Oral Poster 26 – CHRONIC FOREIGN BODY RESPONSE FOLLOWING IMPLANTATION OF PROLAPSE MESHES IN THE RHESUS MACAQUE
11:12 a.m. – 11:18 a.m.	Oral Poster 3 – APICAL SUPPORT AT THE TIME OF HYSTERECTOMY FOR UTEROVAGINAL PROLAPSE	Oral Poster 15 – PATIENT COMPLIANCE & SAFETY WITH USE OF PREOPERATIVE LOCAL ESTROGEN TREATMENT IN POSTMENOPAUSAL WOMEN WITH PROLAPSE: ANALYSIS FROM A DOUBLE-BLIND RANDOMIZED CONTROLLED STUDY	Oral Poster 27 – URINARY BIOMARKERS OF LOWER URINARY TRACT SYMPTOMS IN WOMEN WITH CYSTOCELES
11:18 a.m. – 11:24 a.m.	Oral Poster 4 – UTILITY OF POST-OPERATIVE VOIDING CYSTOURETHROGRAM (VCUG) IN PELVIC SURGERY	Oral Poster 16 – BARRIERS TO SEEKING PROMPT CARE FOR URINARY INCONTINENCE IN MEXICAN-AMERICAN WOMEN	Oral Poster 28 – WHERE'S THE DEFECT? A STREAMLINED PROCESS FOR IDENTIFYING LOCATION AND SIZE OF VAGINAL SUPPORT DEFECTS IN 3D STRESS MRI: TECHNIQUE DEVELOPMENT AND PILOT RESULTS
11:24 a.m. – 11:30 a.m.	Oral Poster 5 – OUT OF POCKET COST ANALYSIS OF BOTOX® IN OVERACTIVE BLADDER	Oral Poster 17 – PATIENT CHARACTERISTICS ASSOCIATED WITH TREATMENT CHOICE FOR PELVIC ORGAN PROLAPSE AND URINARY INCONTINENCE	Oral Poster 29 – DYNAMIC MEASUREMENT OF URETHRAL PRESSURE USING HIGH RESOLUTION MANOMETRY
11:30 a.m. – 11:36 a.m.	Oral Poster 6 – DEFINING CERVICAL ELONGATION: A PROSPECTIVE COHORT STUDY	Oral Poster 18 – SPONTANEOUS PUSHING DURING 2ND STAGE LABOR TO REDUCE RISK OF INCONTINENCE	Oral Poster 30 – ESTROGEN REGULATES EXPRESSION OF HOXA11 IN UTEROSACRAL LIGAMENTS
11:36 a.m. – 11:42 a.m.	Oral Poster 7 – THE LOCATION AND DISTRIBUTION OF TRANSURETHRAL BULKING AGENT: THREE-DIMENSIONAL ULTRASOUND STUDY	Oral Poster 19 – IMPACT OF PHYSICAL THERAPY ON QUALITY OF LIFE AND FUNCTION SIX MONTHS FOLLOWING VAGINAL RECONSTRUCTIVE SURGERY	Oral Poster 31 – EXTERNAL ANAL SPHINCTER VOLUME DECREASES WITH SERIAL PREGNANCIES AND AGING IN SQUIRREL MONKEYS
11:42 a.m. – 11:48 a.m.	Oral Poster 8 – A RETROSPECTIVE COHORT STUDY OF SURGICAL TREATMENT FOR RECURRENT STRESS URINARY INCONTINENCE AFTER FAILED MIDURETHRAL SLING	Oral Poster 20 – DECREASING POSTOPERATIVE PHONE CALLS FOLLOWING FEMALE PELVIC SURGERY	Oral Poster 32 – CONNECTIVE TISSUE METABOLISM ENZYMES ARE ABERRANT DURING PEURPERIUM IN THE LOXL1 MOUSE MODEL OF PELVIC ORGAN PROLAPSE
11:48 a.m. – 11:54 a.m.	Oral Poster 9 – POSTOPERATIVE PAIN OUTCOMES AFTER TRANSVAGINAL MESH REVISION	Oral Poster 21 – IMPROVEMENT IN BLADDER SYMPTOMS WITH REDUCTION OF INTAKE OF POTENTIALLY IRRITATING BEVERAGES	Oral Poster 33 – THE EFFECT OF MODE OF DELIVERY ON ELASTIC FIBER MORPHOLOGY AND FUNCTION: A RAT MODEL STUDY
11:54 a.m. – 12:00 p.m.	Oral Poster 10 – THE EFFECT OF AN AIR KNOT ON SURGICAL KNOT INTEGRITY	Oral Poster 22 – MEDIOLATERAL EPISIOTOMY – IS THE ANGLE OF INCISION PERFORMED AT CROWNING THE CORRECT AND DESIRED ONE?	Oral Poster 34 – EFFECT OF HUMAN ADIPOSE MESENCHYMAL STEM CELLS ON THE CONTINENCE MECHANISM AND HISTOLOGICAL ANALYSIS IN A VAGINAL DISTENTION RAT MODEL OF STRESS URINARY INCONTINENCE
12:00 p.m. – 12:06 p.m.	Oral Poster 11 – OUTCOMES FOLLOWING MINIMALLY INVASIVE SACROCOLPOPEXY	Oral Poster 23 – CORRECT PERFORMANCE OF PELVIC MUSCLE EXERCISES IN WOMEN REPORTING PRIOR KNOWLEDGE	Oral Poster 35 – COMPARISON OF PELVIC MUSCLE ARCHITECTURE BETWEEN HUMANS AND COMMONLY USED LABORATORY SPECIES
12:06 p.m. – 12:12 p.m.	Oral Poster 12 – PRACTICE PATTERNS REGARDING MANAGEMENT OF RECTOVAGINAL FISTULAE: A MULTICENTER REVIEW FROM THE FELLOWS' PELVIC RESEARCH NETWORK	Oral Poster 24 – FUNCTIONAL DISABILITY, COMPROMISED MOBILITY AND DAILY URINARY INCONTINENCE IN OLDER WOMEN	Oral Poster 36 – ENDOANAL AND TRANSABIAL ULTRASOUND MEASUREMENT VARIATION IN NORMATIVE MEASUREMENTS OF THE ANAL SPHINCTER COMPLEX

THURSDAY, OCTOBER 17

2:00 p.m. – 3:20 p.m.	Scientific Session 5: Clinical <i>Augustus I-IV</i>		Scientific Session 6: Education/Evaluation <i>Palace I</i>		Scientific Session 7: Basic Science <i>Palace III</i>
2:00 p.m. – 2:11 p.m.	Paper 8 – WHAT HAPPENS TO THE POSTERIOR COMPARTMENT AND BOWEL SYMPTOMS AFTER SACROCOLPOPEXY? EVALUATION OF 5 YEAR OUTCOMES FROM E-CARE IN TREATED AND UNTREATED POSTERIOR VAGINAL COMPARTMENT	2:00 p.m. – 2:13 p.m.	Video 2 – SURGICAL MANAGEMENT OF A COMPLICATED CASE OF SUI DUE TO ISD	2:00 p.m. – 2:11 p.m.	Paper 20 – CHRONIC SACRAL NERVE STIMULATION AS A NOVEL TREATMENT OF STRESS URINARY INCONTINENCE – A RAT MODEL
2:11 p.m. – 2:22 p.m.	Paper 9 – GLUTEAL PAIN IN THE POSTOPERATIVE PERIOD AND THE NEED FOR INTERVENTION AFTER SACROSPINOUS LIGAMENT (SSL) COLPOPEXY	2:13 p.m. – 2:24 p.m.	Paper 14 – ARE COMPETENCY ASSESSMENTS IN GYNECOLOGIC SURGERY VALID?	2:11 p.m. – 2:22 p.m.	Paper 21 – DRAMATIC EFFECTS OF A SELECTIVE BETA3-ADRENERGIC AGONIST ON NEUROGENIC DETRUSOR OVERACTIVITY IN FEMALE RATS
2:22 p.m. – 2:33 p.m.	Paper 10 – DOES PELVIC FLOOR ANATOMY DISTORTION IN PRIMIPARAS AFTER VAGINAL DELIVERY DISPLAY A FASCIAL DEFECT?	2:24 p.m. – 2:35 p.m.	Paper 15 – BLINDING OUTCOME ASSESSMENTS IN RANDOMIZED TRIALS ON PROLAPSE REPAIR	2:22 p.m. – 2:33 p.m.	Paper 22 – EVALUATING THE GLOBAL IMPACT OF PROLAPSE MESH IMPLANTATION ON VAGINAL SMOOTH MUSCLE
2:33 p.m. – 2:44 p.m.	Paper 11 – ONABOTULINUMTOXINA TREATMENT PROVIDES SIGNIFICANT REDUCTIONS IN EPISODES OF URINARY INCONTINENCE AND IMPROVES QUALITY OF LIFE IN FEMALE PATIENTS WITH IDIOPATHIC OVERACTIVE BLADDER SYNDROME	2:35 p.m. – 2:46 p.m.	Paper 16 – THE QUALITY OF CARE PROVIDED TO WOMEN WITH PELVIC ORGAN PROLAPSE: AN INFRASTRUCTURE FOR QUALITY ASSESSMENT	2:33 p.m. – 2:44 p.m.	Paper 23 – SURFACE CURVATURE OF COMMON PROLAPSE MESHES ALTERS UNDER VARIABLE LOADING CONDITIONS
2:44 p.m. – 2:55 p.m.	Paper 12 – THE EFFECT OF PREGNANCY ON INTERSTITIAL CYSTITIS/BLADDER PAIN SYNDROME	2:46 p.m. – 2:57 p.m.	Paper 17 – RELATIVE CONTRIBUTIONS OF THE LEVATOR ANI SUBDIVISIONS TO LEVATOR ANI MOVEMENT	2:44 p.m. – 2:55 p.m.	Paper 24 – THE EFFECTS OF BILATERAL BIPOLAR SACRAL NEUROSTIMULATION ON BLADDER ACTIVITY BEFORE AND AFTER IRRITATION IN THE RAT
2:55 p.m. – 3:06 p.m.	Paper 13 – BODY IMAGE IN PELVIC ORGAN PROLAPSE (BIPOP) QUESTIONNAIRE: DEVELOPMENT AND VALIDATION	2:57 p.m. – 3:08 p.m.	Paper 18 – URINARY INCONTINENCE AND TREATMENT SEEKING BEHAVIORS	2:55 p.m. – 3:06 p.m.	Paper 25 – FEASIBILITY OF INTRAVAGINAL IMPLANTED AFFINITY-BASED CCL7 SLOW RELEASING HYDROGELS FOR STIMULATING STEM CELL MIGRATION IN STRESS URINARY INCONTINENCE
3:06 p.m. – 3:19 p.m.	Video 1 – REPAIR OF A TRUE BLADDER HERNIA	3:08 p.m. – 3:19 p.m.	Paper 19 – CONCEPTUAL FRAMEWORK FOR ANAL INCONTINENCE SYMPTOM OUTCOMES IN WOMEN	3:06 p.m. – 3:17 p.m.	Paper 26 – VARIABLE POROSITY OF COMMON PROLAPSE MESH'S DURING UNI-AXIAL LOADING



This award recognizes the important role clinical research nurses and research coordinators play in the clinical research process. Without dedicated and committed research staff, high quality research would not be possible.

ROBIN HAFF RESEARCH AWARD

Earlier this year, the urogynecology community lost a dedicated and passionate research nurse, Robin Haff, from the practice of Vince Lucente and Miles Murphy.

To recognize not only Robin's contributions, but the contributions of all clinical research nurses and research coordinators in the community, AUGS has created the Robin Haff Research Award, presented annually to an individual in recognition of outstanding and sustained contributions to female pelvic floor disorders research.

This award recognizes the important role clinical research nurses and research coordinators play in the clinical research process. Without dedicated and committed research staff, high quality research would not be possible.

Please join us on Thursday, October 17 at 4:15 p.m. in the Augustus I-IV room where the first award will be given.

The Robin Haff Research Award is supported by a grant from American Medical Systems.



CONCURRENT SESSIONS AT-A-GLANCE

FRIDAY, OCTOBER 18

3:20 p.m. – 4:30 p.m.	Scientific Session 10: Surgical/Anatomy <i>Augustus I-IV</i>		Scientific Session 11: Epidemiology <i>Palace I</i>		Scientific Session 12: Imaging/Technology <i>Palace III</i>
3:20 p.m. – 3:31 p.m.	Paper 42 – MESH ARM POSITION RELATIVE TO THE URETER WITH ANTERIOR ACCESS TO THE SACROSPINOUS LIGAMENT	3:20 p.m. – 3:31 p.m.	Paper 47 – LONGITUDINAL CHANGES IN THE SEVERITY OF OVERACTIVE BLADDER AND STRESS INCONTINENCE AMONG 1446 PAROUS WOMEN	3:20 p.m. – 3:31 p.m.	Paper 53 – DEVELOPMENT AND CALIBRATION OF ITEM BANKS FOR COMPUTERIZED ADAPTIVE TESTING OF FEMALE URINARY INCONTINENCE OUTCOMES
3:31 p.m. – 3:42 p.m.	Paper 43 – A PRELIMINARY EVALUATION OF THE TOPAS® SYSTEM FOR THE TREATMENT OF FECAL INCONTINENCE IN WOMEN	3:31 p.m. – 3:42 p.m.	Paper 48 – AN AUTOMATED UROGYNECOLOGY SURGICAL REGISTRY AND COMPLICATIONS MANAGER DEVELOPED IN AN ELECTRONIC MEDICAL RECORD	3:31 p.m. – 3:42 p.m.	Paper 54 – IS THERE CONCORDANCE IN THE LOCATION OF THE TRANSOBTURATOR SLING AS DETERMINED BY TRANSPERINEAL AND ENDOVAGINAL 3 DIMENSIONAL ULTRASOUND?: CORRELATION WITH OUTCOMES
3:42 p.m. – 3:53 p.m.	Paper 44 – PATIENTS' EXPERIENCE COMPARED TO PHYSICIANS RECOMMENDATIONS FOR THE TREATMENT OF FECAL INCONTINENCE: A QUALITATIVE APPROACH	3:42 p.m. – 3:53 p.m.	Paper 49 – DETAILED VAGINAL HYSTERECTOMY SKILLS INDEX (DVHSI)	3:42 p.m. – 3:53 p.m.	Paper 55 – ARE THERE AGE-RELATED CHANGES IN THE NORMATIVE MEASUREMENTS OF THE URETHRAL SPHINCTER COMPLEX IN NULLIPAROUS WOMEN?: A 3 DIMENSIONAL ULTRASOUND ASSESSMENT
3:53 p.m. – 4:04 p.m.	Paper 45 – UTILITY OF A PELVIC MODEL FOR SACROSPINOUS LIGAMENT FIXATION AND VALIDATION OF A PROCEDURE SPECIFIC TESTING SCALE	3:53 p.m. – 4:04 p.m.	Paper 50 – PATIENT ANSWERS TO WRITTEN QUESTIONNAIRES ON URINARY AND FECAL INCONTINENCE DIFFER FROM THE ORAL HISTORY OBTAINED BY THE PHYSICIAN	3:53 p.m. – 4:04 p.m.	Paper 56 – ASSESSING NORMAL AND ABNORMAL BLADDER CONTROL USING FUNCTIONAL MRI AND RESTING STATE CONNECTIVITY MRI (RS-FCMRI)
4:04 p.m. – 4:15 p.m.	Paper 46 – OPTICAL COHERENCE TOMOGRAPHY OFFERS A HIGH-RESOLUTION IMAGING MODALITY FOR VISUALIZING SYNTHETIC MESH AT VARIOUS DEPTHS	4:04 p.m. – 4:15 p.m.	Paper 51 – ELDER NATIVE AMERICAN WOMEN'S KNOWLEDGE OF PELVIC FLOOR DISORDERS AND BARRIERS TO SEEKING CARE	4:04 p.m. – 4:15 p.m.	Paper 57 – LEVATOR ANI DEFECTS IN PATIENTS WITH STRESS URINARY INCONTINENCE: 3 DIMENSIONAL ENDOVAGINAL ULTRASOUND ASSESSMENT
4:15 p.m. – 4:28 p.m.	Video 5 – EXCISION OF URETHRAL DIVERTICULUM: A REVIEW OF TECHNIQUE	4:15 p.m. – 4:26 p.m.	Paper 52 – THE MINIMUM CLINICALLY IMPORTANT DIFFERENCE FOR THE INTERNATIONAL CONSULTATION ON INCONTINENCE QUESTIONNAIRE (ICIQ) IN WOMEN WITH STRESS URINARY INCONTINENCE	4:15 p.m. – 4:28 p.m.	Video 6 – A NOVEL TECHNIQUE OF VESICOVAGINAL FISTULA REPAIR; NOT AN O'CONNOR MODIFICATION

POSTGRADUATE COURSES

Wednesday, October 16

MANAGEMENT OF INCONTINENCE AND PROLAPSE FOR THE ALLIED HEALTH PROFESSIONAL: A MULTIDISCIPLINARY MODEL

8:00 a.m. – 6:00 p.m., *Palace III*

Course Director: Leah Moynihan, RNC, MSN

Course Faculty: Ingrid Harm-Ernandes, PT, WCS, BCB-PMD, Amie Kawasaki, MD, Colleen Mellen, MS, APRN, Adam Steinberg, DO, and Leslie Wooldridge, NP

**This activity is certified by FSBPT and accordingly accepted by the physical therapy regulatory boards/agencies in certain U.S. jurisdictions.*

This course will cover a broad range of practical clinical topics for nurse practitioners, physical therapists, physician assistants, occupational therapists, and nurses in urogynecology. It is critical for practitioners treating the pelvic floor to understand the complicated pelvic region and the various interventions that can be used to effectively treat pelvic dysfunction. This course is designed to provide the learner with a better understanding of how the pelvic floor can be addressed with a variety of treatment methods. A comprehensive overview of up-to-date treatments will allow for improved interdisciplinary communication, improved understanding of the impact various treatments have on one another, as well as better outcomes for patients. Topics will include information regarding surgical, medical, nurse practitioner and physical therapy treatment methods. Topics covered include stress and urge incontinence as well as pelvic organ prolapse.

This activity is certified by FSBPT and accordingly accepted by the physical therapy regulatory boards/agencies in certain U.S. jurisdictions. 6 contact hours included.

This continuing nursing education activity was approved by American Nephrology Nurses' Association, an accredited approver by the American Nurses Credentialing Center's Commission on Accreditation.

7.16 contact hours and 1.25 Pharmacology contact hours.

UROGYNECOLOGICAL CONDITIONS CAUSING SEXUAL DYSFUNCTION – DIAGNOSIS AND MANAGEMENT

9:00 a.m. – 12:00 p.m., *Palace II*

Course Director: Kristene Whitmore, MD

Course Faculty: Charu Dhingra, MD and Susan Kellogg-Spadt, PhD, CRNP

This course will feature an interdisciplinary panel including a urologist, urogynecologist, specialist in vulvar diseases, and a sex therapist to discuss diagnosis and management of urogynecological conditions causing sexual dysfunction.

CONVENTIONAL AND ROBOTIC-ASSISTED LAPAROSCOPY FOR THE CONTEMPORARY UROGYNECOLOGIST*

Didactic: 9:00 a.m. – 12:00 p.m., *Palace I*

Wet-Lab: 1:00 p.m. – 5:00 p.m.

Course Director: K. Warren Volker, MD, PhD, MS, FACOG

Course Faculty: Andrew Brill, MD, Catherine Matthews, MD, FACOG, and Steven McCarus, MD, FACOG

This course will help surgeons to advance their surgical horizon, knowledge, and skills in conventional and robotic-assisted laparoscopy. This interactive surgical course is designed to demonstrate the path and knowledge required to become a master surgeon. Experienced faculty will utilize videos, evidence-based medicine, and clinical expertise to provide step-by-step strategies which can be incorporated into current practice in order to safely and successfully complete more advanced surgery. New surgical technologies will be presented that assist in sacrospinopexy, treating endometriosis, pelvic adhesions, and a variety of other diseases of the pelvis.

During the afternoon wet lab, attendees will gain hands-on experience working in a live porcine model. Emphasis is placed on unique laparoscopic port placement (mini-lap, single port, and multiple port). Multiple energies will be utilized, including bipolar, ultrasonic, and new plasma technology. Suturing devices and techniques will allow for the advancing pelvic surgeon to perform more complicated surgeries. Multiple expert preceptors will be by your side during the course.

Supported by: Bovie Medical, Caldera Medical, Ethicon Endosurgery, Intuitive Surgical, KARL STORZ Endoscopy-America, Inc., Lexion Medical, LSI Solutions

** Morning and afternoon sessions are two separate fees, but designed to be attended one after the other. Attendance for didactic is unlimited. Wet-lab is open to the first 60 registrants and will be held off-site. All attendees for the wet-lab must have attended the morning didactic course. Transportation will be provided.*

SURGICAL DEVICE INNOVATION – FROM PROCESS TO PATENTS

1:00 p.m. – 4:00 p.m., *Palace I*

Course Director: Eric Sokol, MD, FACS, FACOG

Course Faculty: Stuart Hart, MD, FACS, FACOG, Donald Min, Esq, and Miles Rosen

This course provides a forum for attendees to learn basic knowledge needed to translate an innovative idea into a marketable product. The program will take the participants through the experiences of a physician-inventor who has worked with an academic institution to develop a product; through the process of needs assessment, device iteration, and the development of a cogent business plan with a bioengineer who is the founder of a medical device startup; and finally through the legal aspects of patents and contracts with a patent attorney. At the end of the forum, there will be time for questions and discussion.

INCORPORATING PLASTIC SURGERY CONCEPTS AND TECHNIQUES INTO FEMALE PELVIC RECONSTRUCTIVE SURGERY

1:00 p.m. – 4:00 p.m., *Palace I*

Course Director: Amy Park, MD

Course Faculty: Cheryl Iglesia, MD, FACOG, Ja-Hong Kim, MD, and Charles Rardin, MD

This course will review plastic surgery concepts such as wound healing and infection and scar minimization techniques. It will also review reconstructive surgery techniques such as Martius flaps, Z-plasty, Singapore, and gluteal flaps. Vaginal and laparoscopic approaches will be reviewed.

KEYNOTE SPEAKERS



RAYMOND A. LEE LECTURE: JOHN B. GEBHART, MD, MS

Dr. John Gebhart completed his OB/GYN residency and three-year fellowship in Urogynecology and Reconstructive Pelvic Surgery at the Mayo Clinic in Rochester, MN. He continued his career by joining the Mayo staff team and is currently serving as an associate professor in the Mayo Clinic College of Medicine and director of the Urogynecology Fellowship Training Program. Dr. Gebhart holds membership in numerous societies including the American Urogynecologic Society, where he has served as treasurer and a member of the board of directors, and the Society of Gynecologic Surgeons, where he currently serves as a member of the board of directors.

The Raymond A. Lee lecture is supported by the Raymond A. Lee endowment.



J. MARION SIMS LECTURE: PATRICIA J. NUMANN, MD, FACS

Dr. Patricia J. Numann's expertise derives from her interest in education. She has been distinguished as a teacher, and is a two-time recipient of the Clinical Teacher of the Year Award. Her scientific and clinical interests are in the area of thyroid and parathyroid disease and breast disease, founding The Breast and Endocrine Center that now bears her name. She holds a board certification from the National Board of Medical Examiners and the American Board of Surgery and is an active member of numerous professional societies such as the American College of Surgeons, the American Medical Association, the Association of Endocrine Surgeons, the International Society of Surgery, and the American Surgical Association. Dr. Numann has served as vice president of the American Association of Endocrine Surgeons, president of the Association for Surgical Education, vice president of the American College of Surgeons, and past chair of the American Board of Surgery, the first woman to hold such positions.

Dr. Numann obtained her medical degree at the University of Rochester and completed her general surgery residency at the State University of New York, Health Science Center at Syracuse. She was one of the founding members of the Association for Surgical Education and founded the Association for Women Surgeons. She was the first woman elected to the American Medical Association Council on Scientific Affairs and received an Honorary Fellowship from the Royal College of Surgeons of Glasgow in October 2011. Dr. Numann is highly regarded as a clinical surgeon.

The J. Marion Sims lecture is endowed through the generous support of ABOG.



KEYNOTE SPEAKER: RISA M. MISH, JD

Risa Mish serves as the faculty director of the Accelerated MBA and Johnson Leadership Fellows programs and teaches courses in team leadership, critical thinking, and business problem solving. She currently runs a management consulting and training practice which provides strategic advice and training to senior executives and human resources teams on a wide range of human capital issues, including effective team leadership; leading organizational culture change; critical thinking and problem solving; persuasion and influence; employee recruitment, motivation, and retention; employee assessment, coaching, and performance management; resolving employee and team conflicts; and minimizing employment litigation risk.

Mish has previously served as a partner in the New York City law firm of Collazo Carling & Mish LLP, where she represented management clients on a wide range of labor and employment law matters. Prior to her experience at Collazo Carling & Mish, LLP, Mish was a labor and employment law associate with Simpson Thacher & Bartlett, also located in New York City, where she represented Fortune 500 clients in the financial services, consumer products, and manufacturing industries. She is currently permitted to practice law before the U.S. Supreme Court, state, and federal courts in both New York and Massachusetts. Mish graduated with a bachelor's of science with distinction from Cornell University and later completed her juris doctorate, graduating cum laude from Cornell Law School.



Visit Us at Booth 415

"It's hard to believe such a little thing could make such a big difference. Talk about a Butterfly effect."

- Renee, age 53



Introducing Butterfly.™

A new kind of discreet protection for Accidental Bowel Leakage (ABL).

New Butterfly Body Liners are a totally new product for light to moderate ABL. Butterfly fits comfortably and discreetly in the buttocks, providing secure protection from accidental bowel leakage (ABL). Consumer studies show that women who use Butterfly feel more confident and protected throughout their day – in fact 90% of users² report that Butterfly protects them from ABL. That's because with its absorbent core, odor shield and stay-fast wings, Butterfly adheres securely and invisibly in the buttocks, giving women a new kind of protection they can count on.

ABL is a surprisingly common problem -- affecting 1 in 5 women over the age of 40. For 95% of these women¹, leakage is mild to moderate. And women report that even mild leakage can be bothersome.



To learn more Visit Butterfly.com

EDUCATIONAL FORUMS AND WORKSHOPS

Tuesday, October 15

LEADING IN EDUCATIONAL PROGRAM DEVELOPMENT: PROFESSIONAL DEVELOPMENT FOR FELLOWSHIP PROGRAM DIRECTORS AND COORDINATORS

12:00 p.m. – 5:30 p.m.

Octavius 20

This workshop will provide Fellowship Program Directors and Program Coordinators opportunities to increase their familiarity with ACGME and other national organization requirements, and develop leadership skills in educational program development and mentoring. Attendees must pre-register to participate.

Wednesday, October 16

MESH/GRAFT USE IN PELVIC RECONSTRUCTIVE SURGERY SPECIAL INTEREST GROUP FORUM

5:00 p.m. – 7:30 p.m.

Palace I

Steve Abromawitch, PhD
Matthew Barber, MD, MHS

Dennis Miller, MD
Peter Rosenblatt, MD

All attendees are invited to participate in a session focused on the science and use of mesh/grafts in pelvic reconstructive surgery. Topics include an update on the current research and best practices in mesh outcomes, discussion of the legal and media environment, and an update on the Pelvic Floor Disorders Registry (PFDR). A short business meeting will follow including an open microphone dialog with attendees and strategic planning for 2014. Attendees must pre-register to participate.

BASIC SCIENCE SPECIAL INTEREST GROUP FORUM

5:00 p.m. – 7:30 p.m.

Palace II

Join the Basic Science SIG for an interactive educational session. An oral poster session from 5:00 p.m. – 6:15 p.m. will allow accepted basic science poster presenters the opportunity to present their work as an oral poster to a more intimate audience of those interested in basic science. Following the educational poster session, the Basic Science SIG will hold their annual business meeting from 6:15 p.m. – 7:30 p.m. Attendees must pre-register to participate.

FPMRS FELLOWS' FORUM

5:00 p.m. – 8:00 p.m.

Augustus V-VI

This forum is a joint initiative of AUGS and SUFU as the organizations work together to build closer ties in the training of fellows and the dissemination of information on fellowship training. The goal of the program is to provide an opportunity for fellows to come together for education, the exchange of ideas, and to present their research in a safe environment. Registration for the event is complimentary; however, fellows will be required to submit an abstract in order to participate in the research portion of the meeting.

WOMEN'S LEADERSHIP FORUM

7:00 p.m. – 8:30 p.m.

Emperor I

Please join us for our first ever Women's Leadership Forum, featuring a panel of front-running women in the medical field. Each panelist will share her own experiences relating to the triumphs and continuing difficulties that arise for women in this field, sparking discussion around gender dichotomy, flexibility in the workplace, leadership, and more. This symposium will foster an open dialogue between panelists and attendees that will highlight a set of shared experiences amidst diversity, in an effort to identify solutions and encourage continued progress for women in the medical field. *Supported by Boston Scientific.*

Friday, October 18

PFDR: PERSPECTIVES FROM AUGS, THE FDA, AND INDUSTRY ON THE DEVELOPMENT AND BENEFITS OF A MULTI-SPONSORED REGISTRY (NON-CME)

7:00 a.m. – 8:00 a.m.

Emperor Ballroom

Gain insight into Public Health Safety Notifications on transvaginal mesh and the pathway to improving patient care through collaboration and development of a multi-sponsored registry. Breakfast will be provided starting at 6:45 a.m.



PFD RESEARCH FOUNDATION

The Official Research Foundation of AUGS

Every contribution to the PFD Research Foundation, formerly the AUGS Foundation, builds a stronger future for Female Pelvic Medicine and Reconstructive Surgery.

Advancing Research • Developing Future Researchers
Transforming Lives • Funding Young Investigators

Thank you to our generous donors:

**Gifts received between October 4, 2012 – September 5, 2013*

The PFD Research Foundation is grateful for the support of numerous individual donors and the following companies:

Allergan Foundation, American Medical Systems, Astellas Scientific & Medical Affairs, Inc., Bard Foundation, Coloplast, Medtronic, Inc., Uroplasty

\$5,000 - \$9,999

Andrew Cassidenti

\$1,000 - \$4,999

*Matt Barber
Kevin Benson
Peter Bulla
AnnaMarie Connolly
Jon Crockford
Patrick Culligan*

*Sanjay Gandhi
Jeffrey Garris
Roger Goldberg
Nathan Guerette
Douglass Hale
Robert Harris*

*Adam Holzberg
Margie Kahn
Kristi Keil
Yuko Komesu
Joye Lowman
Vince Lucente*

*Catherine Matthews
Timothy McKinney
Dennis Miller
Stephanie Molden
Robert Moore
Charles Nager*

*Karen Noblett
Andrea Pezzella
Holly Richter
Peter Rosenblatt
Amir Shariati
Ryan Stratford*

*W. Conrad Sweeting
Eva Swoboda
Janet Tomezsko
Heather van Raalte
Jill Rabin
Kristene Whitmore*

\$500 - \$999

*Husam Abed
Elizabeth Babin
Tamara Bavendam*

*Kathryn Copeland
Peter Finamore
Alan Garely*

*Cheryl Iglesias
Neeraj Kohli
Joseph Montella*

*Stephanie Powell
Morgan
John Nealon*

*Amy Rosenman
Steven Swift*

*Henry Thiede
Marc Toglia*

\$250 - \$499

*Shameem Abbasy
Vivian Aguilar
Cindy Amundsen
Alfred Bent*

*Sage Claydon
Denise Elser
Elizabeth Erikson
Chiara Ghetti*

*Victoria Handa
Sumana Koduri
Christine Lasala
Jerry Lowder*

*Danielle Markle-Price
Shawn Menefee
Elizabeth Mueller*

*Jaime Sepulveda
Anthony Visco*

*Kevin Wade
Clifford Wai*

Make a Donation and Snap a Fun Memory

Join us at the PFD Research Foundation Donor Lounge in the Exhibit Hall featuring a photo booth this year!

Donations can also be made online at:
www.augs.org/foundation.



Under \$250

Tova Ablove
Rony Adam
Oscar Aguirre
Felix Ajayi
Vaseem Ali
Marianna Alperin
Danielle Antosh
Kathryn Arendt
Tirsit Asfaw
Heather Barbier
Ben Barenberg
Patt Beach
William Belsom
Ted Benderev
Roger Beyer
Roberta Blandon
Joan Blomquist
Sylvia Botros-Brey
Jessica Bracken
Catherine Bradley
Mary Brandes
Cynthia Brincat
R. Grady Bruce
Susan Capelle
Renee Caputo
Elizabeth Casiano
Elizabeth Chase
Jeremy Clark
Amanda Clark
Chi Chiung Grace Chen
Ralph Chesson

Hilary Cholhan
Matt Clark
Jeffrey Clemons
Martin Cooper
Ross Crawford
Catrina Crisp
Jacqueline Cunkelman
Christina Dancz
Xinfen Ding
Farallon Foundation
Ditzler
S Ender Dolen
Thomas Dolnicek
Keith Downing
Bruce Drummond
Renee Edwards
Dominique El-Khawand
Mark Ellerkmann
David Ellington
Tola Fashokun
Tanaz Ferzandi
Paul Fine
Robert Flora
Michael Flynn
Joseph Fok
Sean Francis
Anthony Gaddi
John Gebhart
Elizabeth Geller
Thomas Giudice
Howard Gold

John B. Gould
Roger Goldberg
Carol Graham
Betsy Greenleaf
W. Thomas Gregory
Cara Grimes
Noelani Guaderrama
Marsha Guess
Joanne Gutt
Cynthia Hall
Robert Hammer
Anne Hardart
Marie-Andree Harvey
Yvonne Hsu
Melissa Huggins
Marjorie Jean-Michel
John Judd
Kelly Kantartzis
Linda Kiley
Anna Kirby
Leise Knoepp
William Kobak
Elizabeth Kotarinos
Rhonda Kotarinos
Felicia Lane
Emily Weber LeBrun
Jennifer Lee
Una Lee
Deborah K. Lehmann
Karl Luber
Ali Luck

Emily Lukacz
Michael Maddox
Sangeeta Mahajan
Shazia Malik
Mamta Mamik
Haroutyoun Margossian
Spyridon (Spyros) Marinis
Marisa Mastropietro
Andrew McBride
Jessica McKinney
Mary McLennan
Thomas Mechas
Douglas Miyazaki
Daniel Morgan
Michelle Morrill
Darlene Morrissey
Abraham Morse
Tyler Muffly
Thao Nguyen
Mikio Nihira
Gina Northington
Peggy Norton
Ingrid Nygaard
Peter O'Hare
Sallie Oliphant
Ken Ostermann
Lesley Otto
Ian Oyama
Amy Park
Brent Parnell
Minita Patel

Christine Murphy Peck
Stephanie Pickett
Mark Preston
David Rahn
Charles Rardin
Leslie Robinson
Kim Rogers
Rebecca Rogers
William Rush
Emily Saks
Charbel Salamon
Deeptha Sastry
Barry Schlafstein
Mitchell Schuster
Chris Sears
Saya Segal
Aparna Shah
Rebecca Shaffer
Jonathan Shepherd
Stuart Shippey
S. Craig Shively
Nazema Siddiqui
Laura Skoczylas
Eric Sokol
Marja Sprock
Robert Starr
Alfons Staudach
Adam Steinberg
Katherine Stevenson
Gerald Sufrin
Michelle Takase-Sanchez

Jasmine Tan-Kim
Paul Tulikangas
Lindsay Turner
Christine Vacarro
Babak Vakkli
Sandra Valaitis
Douglas Van Drie
Brett Vassallo
Moises Virelles
Leslie Wagner
May Wakamatsu
Don, Gene and Howie Waldman
Stacey Wallach
Jens-Erik Walter
Andrea Wang
Renee Ward
Salim Wehbe
Alison Weidner
Milena Weinstein
Cecilia Wieslander
Anne Wiskind
Joshua Woelk
Tajnoos Yazdany
Raul Yordan-Jovet
Barbara and Eric Zarnikow
Michelle Zinnert
David Zisow
Dani Zoorob
Halina Zyczynski

**Donors with contributions in memory of Robin Haff are listed in italics*

CONFERENCE PROGRAM

Tuesday, October 15

12:00 p.m. – 5:30 p.m.

Leading in Educational Program Development: Professional Development for Fellowship Program Directors and Coordinators

Octavius 20

Wednesday, October 16

7:30 a.m. – 6:00 p.m.

Registration Open

Emperor Foyer

8:00 a.m. – 6:00 p.m.

Management of Incontinence and Prolapse for the Allied Health Professional: A Multidisciplinary Model

Palace III

9:00 a.m. – 12:00 p.m.

Conventional and Robotic-Assisted Laparoscopy for the Contemporary Urogynecologist – Didactic

Palace I

9:00 a.m. – 12:00 p.m.

Urogynecologic Conditions Causing Sexual Dysfunction – Diagnosis and Management

Palace II

1:00 p.m. – 4:00 p.m.

Incorporating Plastic Surgery Concepts and Techniques into Female Pelvic Medicine and Reconstructive Surgery

Palace I

1:00 p.m. – 4:00 p.m.

Surgical Device Innovation – From Process to Patents

Palace II

1:00 p.m. – 5:00 p.m.

Conventional and Robotic-Assisted Laparoscopy for the Contemporary Urogynecologist – Off-Site Wet Lab

Oquendo Center

5:00 p.m. – 7:30 p.m.

Basic Science Special Interest Group Forum

Palace II

5:00 p.m. – 7:30 p.m.

Mesh/Graft Use in Pelvic Reconstructive Surgery Special Interest Group Forum (Non-CME)

Palace I

5:00 p.m. – 8:00 p.m.

FPMRS Fellows' Forum

Augustus V-VI

7:00 p.m. – 8:30 p.m.

Women's Leadership Forum

Emperor I

Supported by Boston Scientific

Thursday, October 17

6:30 a.m. – 6:00 p.m.

Registration Open

Emperor Foyer

7:00 a.m. – 8:00 a.m.

Continental Breakfast

Registration Foyer

6:45 a.m. – 7:45 a.m.

Allergan, Inc. Industry Expert Theater (Non-CME)

Overactive Bladder Update

Emperor I

8:00 a.m. – 8:10 a.m.

Welcome – Elizabeth R. Mueller, MD, 2013 Program Committee Chair

Augustus I-IV

8:10 a.m. – 9:30 a.m.

Scientific Session 1

Augustus I-IV

Moderators: Michael Heit, MD, PhD and Stacey J. Wallach, MD

8:10 a.m. – 8:21 a.m.

Paper 1 - PRELIMINARY EVIDENCE OF URINARY MICROBIOME'S ROLE IN FEMALE URINARY INCONTINENCE SUBTYPES

L. Brubaker, C. Fok, M. Zilliox, A. B. Rosenfeld, M. Pearce, E. R. Mueller, K. Kenton, X. Gai, A. Wolfe. *Loyola University Chicago, Maywood, IL*

8:21 a.m. – 8:32 a.m.

Paper 2 - COMPARISON OF COST-EFFECTIVENESS OF ONABOTULINUM TOXIN A AND ANTICHOLINERGIC MEDICATIONS FOR THE TREATMENT OF URGENCY URINARY INCONTINENCE

A. G. Visco. *Obstetrics & Gynecology, Duke University Medical Center, Durham, NC*

8:32 a.m. – 8:43 a.m.

Paper 3 - A MODEL FOR PREDICTING THE RISK OF DE NOVO STRESS URINARY INCONTINENCE IN WOMEN UNDERGOING PELVIC ORGAN PROLAPSE SURGERY

J. E. Jelovsek¹. for the Pelvic Floor Disorders Network², ¹*Cleveland Clinic, Cleveland, OH*; ²*NICHHD, Rockville, MD*

8:43 a.m. – 8:54 a.m.

Paper 4 - ORGAN COMPETITION: A DYNAMIC ANATOMICALLY-BASED 3-D FINITE ELEMENT MODEL OF THE INTERACTION BETWEEN ANTERIOR AND POSTERIOR COMPARTMENT PROLAPSE

J. Luo¹, L. Chen¹, D. E. Fenner², J. A. Ashton-Miller¹, J. DeLancey². ¹*Biomechanics Research Laboratory, Department of Mechanical Engineering, University of Michigan, Ann Arbor, MI*; ²*Pelvic Floor Research Group, Department of Obstetrics & Gynecology, University of Michigan, Ann Arbor, MI*

8:54 a.m. – 9:01 a.m.

Papers 5-6 Combined Presentation
Paper 5 - EFFECTS OF PREOPERATIVE LOCAL ESTROGEN TREATMENT ON CONNECTIVE TISSUES OF THE VAGINAL WALL IN POSTMENOPAUSAL WOMEN WITH PROLAPSE: A DOUBLE-BLIND RANDOMIZED CONTROLLED STUDY

D. D. Rahn¹, M. M. Good¹, H. Shi¹, P. Keller¹, S. M. Roshanravan², A. Word¹. ¹*Obstetrics & Gynecology, University of Texas Southwestern Medical Center, Dallas, TX*; ²*Obstetrics & Gynecology, Baylor Health Care System, Dallas, TX*

9:01 a.m. – 9:09 a.m.

Papers 5-6 Combined Presentation

Paper 6 - LOCAL ESTROGEN TREATMENT PRIOR TO PELVIC RECONSTRUCTIVE SURGERY DECREASES COLLAGENASES AND ELASTASES IN THE VAGINAL WALL: A DOUBLE-BLIND RANDOMIZED CONTROLLED STUDY IN POSTMENOPAUSAL WOMEN WITH PROLAPSE

M. M. Good¹, H. Shi¹, P. Keller¹, S. M. Roshanravan², A. Word¹, D. D. Rahn¹.
¹Obstetrics & Gynecology, University of Texas Southwestern Medical Center, Dallas, TX; ²Obstetrics & Gynecology, Baylor Health System, Dallas, TX

9:09 a.m. – 9:20 a.m.

Paper 7 - STIFFNESS MISMATCH BETWEEN PROLAPSE MESH AND VAGINAL TISSUE IMPACTS STRESSES IN THE VAGINA

J. R. Thunes¹, S. Pal¹, S. Abramowitch², P. Moalli³, S. Maiti¹.
¹Department of Bioengineering, University of Pittsburgh, Pittsburgh, PA; ²Musculoskeletal Research Center, University of Pittsburgh, Pittsburgh, PA; ³Department of Obstetrics, Gynecology and Reproductive Sciences, University of Pittsburgh, Pittsburgh, PA

9:20 a.m. – 9:30 a.m.

Announcements

Halina Zyczynski, MD, 2014 Joint Program Committee Co-chair
Augustus I-IV

9:35 a.m. – 10:10 a.m.

Presidential Address

Anthony G. Visco, MD
Augustus I-IV

10:00 a.m. – 7:30 p.m.

Poster Hall Open

Posters 1 – 94

Poster Categories: Anatomy, Basic Science, Behavioral/Physical Therapy, Clinical, Education, Technology/Novel Therapies

Octavius Ballroom

10:10 a.m. – 11:00 a.m.

Coffee Break in the Exhibit Hall

Octavius Ballroom

Supported by: Boston Scientific

10:45 a.m. – 12:15 p.m.

Oral Poster Concurrent Session 2

Augustus I-IV

Moderators: Miles Murphy, MD, MSPH and Kimberly S. Kenton, MD, MS

10:45 a.m. – 11:00 a.m.

Oral Poster Viewing in Session Room

11:00 a.m. – 11:06 a.m.

Oral Poster 1 - INCIDENCE AND CHARACTERISTICS OF URINARY TRACT INJURY DURING LAPAROSCOPIC HYSTERECTOMY

J. Tan-Kim¹, S. Menefee¹, C. S. Reinsch², C. H. O'day³, J. Bechuk⁴, J. S. Kennedy², E. L. Whitcomb⁵.
¹Division of Female Pelvic Medicine and Reconstructive Surgery, Department of Ob/Gyn, Kaiser Permanente San Diego, San Diego, CA; ²Department of Ob/Gyn, Kaiser Permanente San Diego, San Diego, CA; ³Department of Ob/Gyn, St. Joseph Hospital, Orange, CA; ⁴Department of Research and Evaluation, Southern California Permanente Medical Group, Pasadena, CA; ⁵Division of Female Pelvic Medicine and Reconstructive Surgery, Department of Ob/Gyn, Kaiser Permanente Orange County, Irvine, CA

11:06 a.m. – 11:12 a.m.

Oral Poster 2 - DEVELOPMENT AND VALIDATION OF A LAPAROSCOPIC SACROCOLPOPEXY SIMULATION MODEL FOR SURGICAL TRAINING

E. Tunitsky-Bitton¹, C. R. King², M. D. Barber¹, B. Ridgeway¹, T. Lee², T. M. Muffy¹, M. Paraiso¹, J. E. Jelovsek¹. ¹Obstetrics/Gynecology and Women's Health Institute, Cleveland Clinic Foundation, Cleveland, OH; ²Obstetrics and Gynecology, Magee-Womens Hospital, Pittsburgh, PA

11:12 a.m. – 11:18 a.m.

Oral Poster 3 - APICAL SUPPORT AT THE TIME OF HYSTERECTOMY FOR UTEROVAGINAL PROLAPSE

K. Kantartzis¹, L. Turner¹, L. Wang², D. Winger², J. L. Lowder¹. ¹Division of Urogynecology, Department of Obstetrics, Gynecology, and Reproductive Sciences, University of Pittsburgh, Magee-Womens

Hospital, Pittsburgh, PA; ²Clinical and Translational Science Institute, University of Pittsburgh, Pittsburgh, PA

11:18 a.m. – 11:24 a.m.

Oral Poster 4 - UTILITY OF POST-OPERATIVE VOIDING CYSTOURETHROGRAM (VCUG) IN PELVIC SURGERY

K. Bochenska, H. Zyczynski. *Obstetrics and Gynecology, UPMC Magee-Womens Hospital, Pittsburgh, PA*

11:24 a.m. – 11:30 a.m.

Oral Poster 5 - OUT OF POCKET COST ANALYSIS OF BOTOX® IN OVERACTIVE BLADDER

P. Sand¹, M. Joshi², K. Khalaf², C. Corbell², **D. Globe²**. ¹Northshore University Healthsystem, Evanston, IL; ²Allergan, Inc., Irvine, CA

11:30 a.m. – 11:36 a.m.

Oral Poster 6 - DEFINING CERVICAL ELONGATION: A PROSPECTIVE COHORT STUDY

P. A. Nosti, R. E. Gutman, C. B. Iglesia, A. J. Park, A. I. Sokol. *Georgetown/Washington Hospital Center, Washington, DC*

11:36 a.m. – 11:42 a.m.

Oral Poster 7 - THE LOCATION AND DISTRIBUTION OF TRANSURETHRAL BULKING AGENT: THREE-DIMENSIONAL ULTRASOUND STUDY

J. J. Yune¹, L. H. Quiroz², M. Nihira², S. Siddighi¹, A. Shobeiri². ¹Ob/Gyn, Loma Linda University, Loma Linda, CA; ²FPMRS, Ob/Gyn, University of Oklahoma, Oklahoma City, OK

11:42 a.m. – 11:48 a.m.

Oral Poster 8 - A RETROSPECTIVE COHORT STUDY OF SURGICAL TREATMENT FOR RECURRENT STRESS URINARY INCONTINENCE AFTER FAILED MIDURETHRAL SLING

A. Gaddi¹, N. Guaderrama², N. Bassiouni¹, E. L. Whitcomb². ¹Urogynecology, University of California Irvine, Orange, CA; ²Urogynecology, Southern California Permanente Medical Group, Irvine, CA

CONFERENCE PROGRAM

11:48 a.m. – 11:54 a.m.

Oral Poster 9 - POSTOPERATIVE PAIN OUTCOMES AFTER TRANSVAGINAL MESH REVISION

J. Danford, D. J. Osborn, X. Zhang, V. L. Buie, D. H. Biller, R. R. Dmochowski. *Vanderbilt, Nashville, TN*

11:54 a.m. – 12:00 p.m.

Oral Poster 10 - THE EFFECT OF AN AIR KNOT ON SURGICAL KNOT INTEGRITY

A. Shatkin-Margolis¹, N. Kow³, M. Boin⁴, N. Patonai⁴, O. Dziadek⁴, T. M. Muffy². ¹Obstetrics & Gynecology, Kaiser Permanente - Oakland Medical Center, Oakland, CA; ²Obstetrics & Gynecology, University of Colorado Anschutz Medical Center, Aurora, CO; ³Obstetrics & Gynecology, Cleveland Clinic, Cleveland, OH; ⁴Obstetrics & Gynecology, University of Missouri - Kansas City, Kansas City, MO

12:00 p.m. – 12:06 p.m.

Oral Poster 11 - OUTCOMES FOLLOWING MINIMALLY INVASIVE SACROCOLPOPEXY

M. Mueller, K. Jacobs, M. Abernethy, E. R. Mueller, L. Brubaker, K. Kenton. *Loyola University Chicago Stritch School of Medicine, Maywood, IL*

12:06 p.m. – 12:12 p.m.

Oral Poster 12 - PRACTICE PATTERNS REGARDING MANAGEMENT OF RECTOVAGINAL FISTULAE: A MULTICENTER REVIEW FROM THE FELLOWS' PELVIC RESEARCH NETWORK

S. H. Oakley¹, H. W. Brown², J. A. Greer³, M. Richardson⁴, A. Adelowo⁵, L. A. Yurteri-Kaplan⁶, F. M. Lindo⁷, K. A. Greene⁸, C. Fok⁹, N. M. Book¹⁰, C. M. Saiz¹¹, L. N. Plowright¹², H. S. Harvie³, R. N. Pauls¹. ¹Division of Urogynecology, Good Samaritan Hospital, Cincinnati, OH; ²Division of Female Pelvic Medicine and Reconstructive Surgery, UC San Diego Health System & Kaiser Permanente, San Diego, CA; ³Division of Urogynecology and Pelvic Reconstructive Surgery, Hospital of the University of Pennsylvania, Philadelphia, PA; ⁴Division of Female Pelvic Medicine and Reconstructive Surgery, Departments of Ob/Gyn and

Urology, Stanford University School of Medicine, Stanford, CA; ⁵Division of Urogynecology, Mount Auburn Hospital, Harvard Medical School, Cambridge, MA; ⁶Section of Female Pelvic Medicine and Reconstructive Surgery, Medstar Washington Hospital Center/Georgetown University School of Medicine, Washington, DC; ⁷Female Pelvic Medicine and Reconstructive Surgery, Scott & White Hospital/Texas A&M Health Science Center, Temple, TX; ⁸Division of Urogynecology, University of South Florida, Tampa, FL; ⁹Female Pelvic Medicine and Reconstructive Surgery, Loyola University Medical Center, Maywood, IL; ¹⁰Center for Female Pelvic Surgery, Riverside Methodist Hospital, Columbus, OH; ¹¹Institute for Female Pelvic Medicine and Reconstructive Surgery, Allentown, PA; ¹²Division of Urogynecology and Reconstructive Pelvic Surgery, Cleveland Clinic Florida, Weston, FL

10:45 a.m. – 12:15 p.m.

Oral Poster Concurrent Session 3

Palace I

Moderators: Jennifer T. Anger, MD and Cara L. Grimes, MD, MAS

10:45 a.m. – 11:00 a.m.

Oral Poster Viewing in Session Room

11:00 a.m. – 11:06 a.m.

Oral Poster 13 - THE IMPACT OF A TOPICAL SEXUAL ENHANCEMENT CREAM ON THE SUBJECTIVE FEMALE SEXUAL RESPONSE AND ITS RELATIONSHIP TO CLITORAL BLOOD FLOW

M. Pelekanos, G. M. Stofman, W. Futrell, N. Niren. *OBGYN, WPAHS, Monroeville, PA*

11:06 a.m. – 11:12 a.m.

Oral Poster 14 - DOES BOTHER MATTER? CORRELATING VAGINAL ANATOMY WITH PROLAPSE SYMPTOMS

A. L. Edenfield, A. A. Dieter, A. Weidner, A. G. Visco, N. Y. Siddiqui. *Obstetrics and Gynecology, Duke University, Durham, NC*

11:12 a.m. – 11:18 a.m.

Oral Poster 15 - PATIENT COMPLIANCE & SAFETY WITH USE OF PREOPERATIVE LOCAL ESTROGEN TREATMENT IN POSTMENOPAUSAL WOMEN WITH PROLAPSE: ANALYSIS FROM A DOUBLE-BLIND RANDOMIZED CONTROLLED STUDY

M. M. Good¹, C. Wai¹, J. I. Schaffer¹, M. M. Corton¹, A. White², H. Shi¹, R. Singh³, D. D. Rahn¹. ¹Obstetrics & Gynecology, University of Texas Southwestern Medical Center in Dallas, Dallas, TX; ²Obstetrics & Gynecology, University of Texas Southwestern Residency Program at the Seton Family of Hospitals, Austin, TX; ³Laboratory Medicine and Pathology, Mayo Clinic and Foundation, Rochester, MN

11:18 a.m. – 11:24 a.m.

Oral Poster 16 - BARRIERS TO SEEKING PROMPT CARE FOR URINARY INCONTINENCE IN MEXICAN-AMERICAN WOMEN

A. M. Jezari, T. Carrillo, V. T. Mallett, Z. D. Mulla. *Obstetrics and Gynecology, Paul L. Foster School of Medicine, El Paso, TX*

11:24 a.m. – 11:30 a.m.

Oral Poster 17 - PATIENT CHARACTERISTICS ASSOCIATED WITH TREATMENT CHOICE FOR PELVIC ORGAN PROLAPSE AND URINARY INCONTINENCE

S. Sullivan, E. Davidson, E. Bretschneider, A. Liberty, E. J. Geller. *Obstetrics and Gynecology, University of North Carolina, Chapel Hill, NC*

11:30 a.m. – 11:36 a.m.

Oral Poster 18 - SPONTANEOUS PUSHING DURING 2ND STAGE LABOR TO REDUCE RISK OF INCONTINENCE

L. K. Low, C. Sampselle, J. M. Miller. *School of Nursing, University of Michigan, Ann Arbor, MI*

11:36 a.m. – 11:42 a.m.

Oral Poster 19 - IMPACT OF PHYSICAL THERAPY ON QUALITY OF LIFE AND FUNCTION SIX MONTHS FOLLOWING VAGINAL RECONSTRUCTIVE SURGERY

R. N. Pauls¹, C. C. Crisp¹, K. Novicki², A. N. Fellner³, S. D. Kleeman¹.

¹Obstetrics and Gynecology, Division of Urogynecology and Reconstructive Pelvic Surgery, Good Samaritan Hospital, Cincinnati, OH; ²Center for Pelvic Floor and Core Physical Therapy, Cincinnati, OH; ³Hatton Institute for Research and Education, Good Samaritan Hospital, Cincinnati, OH

11:42 a.m. – 11:48 a.m.

Oral Poster 20 - DECREASING POSTOPERATIVE PHONE CALLS FOLLOWING FEMALE PELVIC SURGERY

S. Kane, D. M. Rito, D. Kronika, T. Kovacs. *Obstetrics and Gynecology, Female Pelvic Medicine and Reconstructive Surgery, MetroHealth Medical Center, Cleveland, OH*

11:48 a.m. – 11:54 a.m.

Oral Poster 21 - IMPROVEMENT IN BLADDER SYMPTOMS WITH REDUCTION OF INTAKE OF POTENTIALLY IRRITATING BEVERAGES

M. O. Schimpf¹, S. Becker Hortsch², Y. Guo², C. E. Garcia², J. M. Miller². ¹Obstetrics and Gynecology, University of Michigan, Ann Arbor, MI; ²School of Nursing, University of Michigan, Ann Arbor, MI

11:54 a.m. – 12:00 p.m.

Oral Poster 22 - MEDIOLATERAL EPISIOTOMY - IS THE ANGLE OF INCISION PERFORMED AT CROWNING THE CORRECT AND DESIRED ONE?

E. Weiner, S. Ginath, O. Eliashiv, O. Sadan, A. Golan, A. Condrea. *Department of Obstetrics and Gynecology, Edith Wolfson Medical Center, Holon, and Sackler Faculty of Medicine, Tel Aviv University, Tel Aviv, Israel*

12:00 p.m. – 12:06 p.m.

Oral Poster 23 - CORRECT PERFORMANCE OF PELVIC MUSCLE EXERCISES IN WOMEN REPORTING PRIOR KNOWLEDGE

P. Kandadai, K. O'Dell, D. Patterson, M. Flynn, J. Saini. *Urogynecology and Female Pelvic Medicine, University of Massachusetts Medical School, Worcester, MA*

12:06 p.m. – 12:12 p.m.

Oral Poster 24 - FUNCTIONAL DISABILITY, COMPROMISED MOBILITY AND DAILY URINARY INCONTINENCE IN OLDER WOMEN

E. A. Erekson¹, M. M. Ciarleglio³, K. Strohbehn¹, P. D. Hanissian¹, J. P. Bynum², T. R. Fried⁴. ¹Obstetrics and Gynecology, The Geisel School of Medicine at Dartmouth, Lebanon, NH; ²The Dartmouth Institute of Health Policy & Clinical Practice, The Geisel School of Medicine at Dartmouth, Lebanon, NH; ³Yale Center for Analytical Sciences, Yale University School of Public Health, New Haven, CT; ⁴Geriatrics, Yale University School of Medicine, New Haven, CT

10:45 a.m. – 12:15 p.m.

Oral Poster Concurrent Session 4

Palace III

Moderators: David D. Rahn, MD and Ruth Ann Ward, MD

10:45 a.m. – 11:00 a.m.

Oral Poster Viewing in Session Room

11:00 a.m. – 11:06 a.m.

Oral Poster 25 - MYOGENIC STEM CELL-LADEN HYDROGEL SCAFFOLD IMPROVES CONTRACTILE PROPERTIES OF THE DISRUPTED EXTERNAL ANAL SPHINCTER IN AN ANIMAL MODEL

I. Montoya¹, J. F. Acevedo¹, P. Keller¹, J. Zhou², L. Tang², A. Word¹, C. Wai¹. ¹FPMRS, UT Southwestern Medical Center, Dallas, TX; ²Department of Bioengineering, University of Texas at Arlington, Arlington, TX

11:06 a.m. – 11:12 a.m.

Oral Poster 26 - CHRONIC FOREIGN BODY RESPONSE FOLLOWING IMPLANTATION OF PROLAPSE MESHES IN THE RHESUS MACAQUE

D. Mani¹, A. Nolfi², **B. N. Brown³**, S. Palcsey¹, P. Moalli⁴. ¹Obstetrics and Gynecology, Magee-Womens Research Institute, Pittsburgh, PA; ²Department of Bioengineering, University of Pittsburgh, Pittsburgh, PA; ³McGowan Institute of Regenerative Medicine, University of Pittsburgh, Pittsburgh, PA; ⁴Urogynecology and Reconstructive Pelvic Surgery, University of Pittsburgh, Pittsburgh, PA

11:12 a.m. – 11:18 a.m.

Oral Poster 27 - URINARY BIOMARKERS OF LOWER URINARY TRACT SYMPTOMS IN WOMEN WITH CYSTOCELES

M. B. Berger¹, D. M. Morgan¹, A. Johnston². ¹Obstetrics and Gynecology, University of Michigan Health System, Ann Arbor, MI; ²Dermatology, University of Michigan, Ann Arbor, MI

11:18 a.m. – 11:24 a.m.

Oral Poster 28 - WHERE'S THE DEFECT? A STREAMLINED PROCESS FOR IDENTIFYING LOCATION AND SIZE OF VAGINAL SUPPORT DEFECTS IN 3D STRESS MRI: TECHNIQUE DEVELOPMENT AND PILOT RESULTS

S. A. Lisse¹, C. Betschart Meier², J. A. Ashton-Miller¹, J. DeLancey¹. ¹Department of Obstetrics and Gynecology, University of Michigan, Ann Arbor, MI; ²Department of Gynecology, University Hospital Zurich, Zurich, Switzerland

11:24 a.m. – 11:30 a.m.

Oral Poster 29 - DYNAMIC MEASUREMENT OF URETHRAL PRESSURE USING HIGH RESOLUTION MANOMETRY

A. C. Kirby¹, J. Tan-Kim², C. W. Nager¹. ¹Reproductive Medicine, University of California San Diego, San Diego, CA; ²Obstetrics and Gynecology, Kaiser Permanente San Diego, San Diego, CA

CONFERENCE PROGRAM

11:30 a.m. – 11:36 a.m.

Oral Poster 30 - ESTROGEN REGULATES EXPRESSION OF HOXA11 IN UTEROSACRAL LIGAMENTS

R. Iwanaga¹, J. Arnett¹, K. Breen¹, B. Wakefield¹, D. J. Orlicky², M. Guess³, J. Hurt¹, K. A. Connell¹.

¹OB/GYN, University of Colorado Denver Anschutz Medical Center, Aurora, CO; ²Pathology, University of Colorado Denver Anschutz Medical Center, Aurora, CO; ³OB/GYN, Yale University School of Medicine, New Haven, CT

11:36 a.m. – 11:42 a.m.

Oral Poster 31 - EXTERNAL ANAL SPHINCTER VOLUME DECREASES WITH SERIAL PREGNANCIES AND AGING IN SQUIRREL MONKEYS

C. P. Chung, J. T. Buess, M. Michelle Reyes, J. M. Gendron, W. I. Larsen, T. J. Kuehl. OB/GYN, Scott & White Healthcare/Texas A&M Health Science Center College of Medicine, Temple, TX

11:42 a.m. – 11:48 a.m.

Oral Poster 32 - CONNECTIVE TISSUE METABOLISM ENZYMES ARE ABERRANT DURING PUERPERIUM IN THE LOXL1 MOUSE MODEL OF PELVIC ORGAN PROLAPSE

A. Borazjani¹, B. M. Couri², M. Kuang¹, B. M. Balog¹, M. S. Damaser³.

¹Department of Biomedical Engineering, The Cleveland Clinic, Cleveland, OH; ²Department of Obstetrics & Gynecology and Department of Biomedical Engineering, The Cleveland Clinic, Cleveland, OH; ³Department of Biomedical Engineering and Glickman Urological & Kidney Institute, The Cleveland Clinic, Cleveland, OH

11:48 a.m. – 11:54 a.m.

Oral Poster 33 - THE EFFECT OF MODE OF DELIVERY ON ELASTIC FIBER MORPHOLOGY AND FUNCTION: A RAT MODEL STUDY

K. T. Downing¹, M. S. Billah², E. Raparia², A. Shah², M. C. Silverstein², A. Ahmad², G. S. Boutis². ¹Department of Obstetrics and Gynecology and Women's Health, Albert Einstein College of Medicine-Montefiore Medical Center, Bronx, NY;

²Department of Physics, The City University of New York-Brooklyn College, Brooklyn, NY

11:54 a.m. – 12:00 p.m.

Oral Poster 34 - EFFECT OF HUMAN ADIPOSE MESENCHYMAL STEM CELLS ON THE CONTINENCE MECHANISM AND HISTOLOGICAL ANALYSIS IN A VAGINAL DISTENTION RAT MODEL OF STRESS URINARY INCONTINENCE

R. James¹, M. Kavan², Z. Sadeghi², H. Gittleman², A. Hijaz². ¹OB/GYN, University Hospitals Case Medical Center, Cleveland, OH; ²Urology, Case Western Reserve University Case Medical Center, Cleveland, OH

12:00 p.m. – 12:06 p.m.

Oral Poster 35 - COMPARISON OF PELVIC MUSCLE ARCHITECTURE BETWEEN HUMANS AND COMMONLY USED LABORATORY SPECIES

M. Alperin¹, L. Tuttle², B. R. Conner², S. R. Ward², R. L. Lieber². ¹Reproductive Medicine, University of California, San Diego, San Diego, CA; ²Orthopaedic Surgery, University of California, San Diego, San Diego, CA

12:06 p.m. – 12:12 p.m.

Oral Poster 36 - ENDOANAL AND TRANSLABIAL ULTRASOUND MEASUREMENT VARIATION IN NORMATIVE MEASUREMENTS OF THE ANAL SPHINCTER COMPLEX

K. V. Meriwether¹, R. J. Hall¹, L. Leeman¹, L. Migliaccio¹, C. Qualls², R. G. Rogers¹. ¹Obstetrics and Gynecology, University of New Mexico, Albuquerque, NM; ²Clinical Translational Sciences Center, University of New Mexico, Albuquerque, NM

12:15 p.m. – 2:00 p.m.

Lunch in the Exhibit Hall

Octavius Ballroom

Supported by: Allergan, Inc.

American Medical Systems
Astellas Pharma US, Inc.
Boston Scientific
Medtronic, Inc.

12:15 p.m. – 1:45 p.m.

Past Presidents' Lunch (Invitation Only)

Tuscany

12:30 p.m. – 1:30 p.m.

Medtronic Industry Expert Theater (Non-CME)

Emperor I

12:30 p.m. – 1:30 p.m.

Boston Scientific Industry Expert Theater (Non-CME)

Emperor II

2:00 p.m. – 3:20 p.m.

Scientific Concurrent Session 5: Clinical

Augustus I-IV

Moderators: Shawn A. Menefee, MD and Elizabeth Geller, MD

2:00 p.m. – 2:11 p.m.

Paper 8 - WHAT HAPPENS TO THE POSTERIOR COMPARTMENT AND BOWEL SYMPTOMS AFTER SACROCOLPOPEXY? EVALUATION OF 5 YEAR OUTCOMES FROM E-CARE IN TREATED AND UNTREATED POSTERIOR VAGINAL COMPARTMENT

C. L. Grimes. Gynecologic Surgical Services and Urogynecology, Columbia University Medical Center, New York, NY

2:11 p.m. – 2:22 p.m.

Paper 9 - GLUTEAL PAIN IN THE POSTOPERATIVE PERIOD AND THE NEED FOR INTERVENTION AFTER SACROSPINOUS LIGAMENT (SSL) COLPOPEXY

C. A. Unger, M. D. Walters. Obstetrics, Gynecology and Women's Health Institute, Cleveland Clinic, Cleveland, OH

2:22 p.m. – 2:33 p.m.

Paper 10 - DOES PELVIC FLOOR ANATOMY DISTORTION IN PRIMIPARAS AFTER VAGINAL DELIVERY DISPLAY A FASCIAL DEFECT?

M. Krcmar, L. Krofta, J. Feyereisl, K. Dlouha. Institute for the Care of Mother and Child, Prague, Czech Republic

2:33 p.m. – 2:44 p.m.

Paper 11 - ONABOTULINUM TOXIN A TREATMENT PROVIDES SIGNIFICANT REDUCTIONS IN EPISODES OF URINARY INCONTINENCE AND IMPROVES QUALITY OF LIFE IN FEMALE PATIENTS WITH IDIOPATHIC OVERACTIVE BLADDER SYNDROME

P. Sand¹, M. Parsons², J. Zhou³, D. Globe³, C. Nardo³, V. Khullar⁴.

¹Evanston Continence Center, University of Chicago, Evanston, IL; ²Birmingham Women's Hospital NHS Foundation Trust, Birmingham, United Kingdom; ³Allergan, Inc., Irvine, CA; ⁴Imperial College, London, United Kingdom

2:44 p.m. – 2:55 p.m.

Paper 12 - THE EFFECT OF PREGNANCY ON INTERSTITIAL CYSTITIS/BLADDER PAIN SYNDROME

P. G. O'Hare, D. El-Khawand, D. Morrissey, K. Whitmore. *Female Pelvic Medicine and Reconstructive Surgery, Drexel University College of Medicine, Camden, NJ*

2:55 p.m. – 3:06 p.m.

Paper 13 - BODY IMAGE IN PELVIC ORGAN PROLAPSE (BPOP) QUESTIONNAIRE: DEVELOPMENT AND VALIDATION

J. L. Lowder¹, C. Ghetti¹, S. Oliphant¹, L. C. Skoczylas², S. Swift³, G. Switzer⁴.

¹Obstetrics, Gynecology, & Reproductive Sciences, Division of Female Pelvic Medicine & Reconstructive Surgery, University of Pittsburgh School of Medicine, Pittsburgh, PA; ²Obstetrics & Gynecology, Division of Female Pelvic Medicine & Reconstructive Surgery, Kaiser Permanente West Los Angeles, Los Angeles, CA; ³Obstetrics & Gynecology, Division of Female Pelvic Medicine & Reconstructive Surgery, Medical University of South Carolina, Charleston, SC; ⁴Departments of Medicine & Psychiatry, University of Pittsburgh School of Medicine, Pittsburgh, PA

3:06 p.m. – 3:19 p.m.

Video 1 - REPAIR OF A TRUE BLADDER HERNIA

M. Mueller, E. R. Mueller, K. Kenton. *Loyola University Chicago Stritch School of Medicine, Maywood, IL*

2:00 p.m. – 3:20 p.m.

Scientific Concurrent Session 6: Education/Evaluation/Testing

Palace I

Moderators: AnnaMarie Connolly, MD and Minita S. Patel, MD

2:00 p.m. – 2:13 p.m.

Video 2 - SURGICAL MANAGEMENT OF A COMPLICATED CASE OF RECURRENT SUI DUE TO ISD

D. Zoorob, M. Karram. *Division of Female Pelvic Medicine & Reconstructive Surgery, The Christ Hospital, Cincinnati, OH*

2:13 p.m. – 2:24 p.m.

Paper 14 - IMPROVING THE RIGOR OF VALIDITY EVIDENCE IN GYNECOLOGIC SURGERY PERFORMANCE ASSESSMENT

E. LeClaire, P. L. Hardre, M. Nihira. *Female Pelvic Medicine and Reconstructive Surgery, University of Oklahoma Health Sciences Center, Oklahoma City, OK*

2:24 p.m. – 2:35 p.m.

Paper 15 - BLINDING OUTCOME ASSESSMENTS IN RANDOMIZED TRIALS ON PROLAPSE REPAIR

D. D. Antosh¹, C. B. Iglesia², R. E. Gutman², K. Jallad², W. Garvert³, A. I. Sokol². ¹Obstetrics and Gynecology, Division of Urogynecology, The Methodist Hospital, Houston, TX; ²Division of Female Pelvic Medicine and Reconstructive Surgery, MedStar Washington Hospital Center, Washington DC; ³Biostatistics, Washington, DC

2:35 p.m. – 2:46 p.m.

Paper 16 - THE QUALITY OF CARE PROVIDED TO WOMEN WITH PELVIC ORGAN PROLAPSE: AN INFRASTRUCTURE FOR QUALITY ASSESSMENT

A. N. Alas¹, R. Rashid², C. Bresee⁶, K. S. Eilber², C. Roth³, P. Shekelle⁵, N. Wenger⁴, J. T. Anger². ¹OBGYN, Cedars-Sinai Medical Center, Los Angeles, CA; ²Department of Surgery, Urology Division, Cedars-Sinai Medical Center, Los Angeles, CA; ³Southern California Evidence-Based Practice Center RAND Corporation, Rand, Los Angeles, CA; ⁴Southern California Evidence-Based Practice Center RAND Corporation, David Geffen School of Medicine, Los Angeles, CA; ⁵Southern California Evidence-Based Practice Center RAND Corporation, Veterans' Affairs Greater West Los Angeles Medical Center, Los Angeles, CA; ⁶Biostatistics, Cedars-Sinai Medical Center, Los Angeles, CA

2:46 p.m. – 2:57 p.m.

Paper 17 - RELATIVE CONTRIBUTIONS OF THE LEVATOR ANI SUBDIVISIONS TO LEVATOR ANI MOVEMENT

S. Shobeiri, G. Rostaminia, D. E. White, L. H. Quiroz. *OUHSC, Oklahoma City, OK*

2:57 p.m. – 3:08 p.m.

Paper 18 - URINARY INCONTINENCE AND TREATMENT SEEKING BEHAVIORS

N. Y. Siddiqui¹, N. Ammarell², J. Wu³, J. S. Sandoval¹, H. B. Bosworth⁴.

¹Obstetrics & Gynecology, Duke University Medical Center, Durham, NC; ²School of Nursing, Duke University, Durham, NC; ³Obstetrics & Gynecology, University of North Carolina, Chapel Hill, NC; ⁴Medicine, Duke University Medical Center, Durham, NC

CONFERENCE PROGRAM

3:08 p.m. – 3:19 p.m.

Paper 19 - CONCEPTUAL FRAMEWORK FOR ANAL INCONTINENCE SYMPTOM OUTCOMES IN WOMEN

V. W. Sung¹, R. G. Rogers², C. Bann³, L. A. Arya⁴, M. D. Barber⁵, J. L. Lowder⁶, E. S. Lukacz⁷, A. Markland⁸, N. Y. Siddiqui⁹, A. Wilmot³, S. Meikle¹⁰.
¹Obstetrics and Gynecology, Brown/ Women and Infants Hospital, Providence, RI; ²Obstetrics and Gynecology, University of New Mexico, Albuquerque, NM; ³RTI International, Research Triangle Park, NC; ⁴Obstetrics and Gynecology, University of Pennsylvania, Philadelphia, PA; ⁵Obstetrics and Gynecology, Cleveland Clinic, Cleveland, OH; ⁶Obstetrics and Gynecology, University of Pittsburgh, Pittsburgh, PA; ⁷Obstetrics and Gynecology, University of California, San Diego, San Diego, CA; ⁸University of Alabama at Birmingham, Birmingham, AL; ⁹Obstetrics and Gynecology, Duke University, Durham, NC; ¹⁰NICHD, Bethesda, MD

2:00 p.m. – 3:20 p.m.

Scientific Concurrent Session 7: Basic Science

Palace III

Moderators: Marsha K. Guess, MD and Marianna Alperin, MD, MS

2:00 p.m. – 2:11 p.m.

Paper 20 - CHRONIC SACRAL NERVE STIMULATION AS A NOVEL TREATMENT OF STRESS URINARY INCONTINENCE - A RAT MODEL

M. Richardson¹, R. R. Balise³, C. Comiter². ¹Ob/Gyn and Urology, Stanford University School of Medicine, Palo Alto, CA; ²Urology, Stanford University School of Medicine, Palo Alto, CA; ³Health Research & Policy, Stanford University, Palo Alto, CA

2:11 p.m. – 2:22 p.m.

Paper 21 - DRAMATIC EFFECTS OF A SELECTIVE BETA3-ADRENERGIC AGONIST ON NEUROGENIC DETRUSOR OVERACTIVITY IN FEMALE RATS

M. O. Fraser¹, D. A. Stackhouse², A. C. Peterson², P. C. Dolber³.
¹Surgery/Urology and Research, Duke University and Durham Veterans

Affairs Medical Centers, Institute for Medical Research, Durham, NC; ²Surgery/Urology, Duke University Medical Center, Durham, NC; ³Surgery/ Surgical Sciences and Research, Duke University and Durham Veterans Affairs Medical Centers, Durham, NC

2:22 p.m. – 2:33 p.m.

Paper 22 - EVALUATING THE GLOBAL IMPACT OF PROLAPSE MESH IMPLANTATION ON VAGINAL SMOOTH MUSCLE

Z. C. Jallah¹, S. Abramowitch¹, N. Yoshimura², P. Moalli³. ¹Department of Engineering, University of Pittsburgh, Pittsburgh, PA; ²Department of Urology and Pharmacology, University of Pittsburgh, Pittsburgh, PA; ³Division of Urogynecology and Reconstructive Surgery, University of Pittsburgh Medical Center, Pittsburgh, PA

2:33 p.m. – 2:44 p.m.

Paper 23 - SURFACE CURVATURE OF COMMON PROLAPSE MESHES ALTERS UNDER VARIABLE LOADING CONDITIONS

W. Barone¹, R. Amini², S. Maiti², P. Moalli³, S. Abramowitch¹.
¹Musculoskeletal Research Center, Department of Bioengineering, University of Pittsburgh, Pittsburgh, PA; ²Bioengineering, University of Pittsburgh, Pittsburgh, PA; ³Magee-Womens Research Institute, Department of Obstetrics and Gynecology and Reproductive Sciences at Magee Womens Hospital, University of Pittsburgh, Pittsburgh, PA

2:44 p.m. – 2:55 p.m.

Paper 24 - THE EFFECTS OF BILATERAL BIPOLAR SACRAL NEUROSTIMULATION ON BLADDER ACTIVITY BEFORE AND AFTER IRRITATION IN THE RAT

M. O. Fraser¹, D. J. Degoski², M. L. Bentz², P. C. Dolber³. ¹Surgery/ Urology, Research, Duke University and Durham VA Medical Centers, Institute for Medical Research, Durham, NC; ²Research, Institute for Medical Research, Durham, NC; ³Surgery/Surgical Sciences, Research, Duke University and Durham VA Medical Centers, Durham, NC

2:55 p.m. – 3:06 p.m.

Paper 25 - FEASIBILITY OF INTRAVAGINAL IMPLANTED AFFINITY-BASED CCL7 SLOW RELEASING HYDROGELS FOR STIMULATING STEM CELL MIGRATION IN STRESS URINARY INCONTINENCE

Z. Sadeghi¹, N. Wang², M. Kavran¹, F. Daneshgari¹, H. von Recum², A. Hijaz¹. ¹Urology Institute, University Hospitals Case Medical Center; Department of Urology, Case Western Reserve University School of Medicine, Cleveland, OH; ²Department of Biomedical Engineering, Case Western Reserve University, Cleveland, OH

3:06 p.m. – 3:17 p.m.

Paper 26 - VARIABLE POROSITY OF COMMON PROLAPSE MESHES DURING UNI-AXIAL LOADING

W. Barone¹, P. Moalli², S. Abramowitch¹.
¹Musculoskeletal Research Center, Department of Bioengineering, University of Pittsburgh, Pittsburgh, PA; ²Magee-Womens Research Institute, Department of Obstetrics and Gynecology and Reproductive Sciences at Magee Womens Hospital, University of Pittsburgh, Pittsburgh, PA

3:25 p.m. – 4:10 p.m.

J. Marion Sims Lecture: Patricia J. Numann, MD, FACS Resilient Leadership
Augustus I-IV

4:15 p.m. – 5:30 p.m.

Annual Business Meeting & Awards Presentation
Augustus I-IV

5:30 p.m. – 7:30 p.m.

Welcome Reception in the Exhibit Hall
Octavius Ballroom
Supported by: Coloplast
InControl Medical, LLC
Intuitive Surgical

5:30 p.m. – 7:30 p.m.

Posters Open for Viewing
Octavius Ballroom

8:00 p.m. – 10:00 p.m.

President's Reception (invitation only)
Octavius

Friday, October 18

6:30 a.m. – 6:00 p.m.

Registration Open

Emperor Foyer

7:00 a.m. – 8:00 a.m.

Continental Breakfast in the Exhibit Hall

Octavius Ballroom

Supported by: Ethicon Endo-Surgery, Inc.

HALO Medical

Salix Pharmaceuticals, Inc.

Technologies. LLC

7:00 a.m. – 8:00 a.m.

Educational Roundtables (Advance Registration Required)

See page 37 for more information

Palace II

7:00 a.m. – 8:00 a.m.

PFDR: PERSPECTIVES FROM AUGS, THE FDA, AND INDUSTRY ON THE DEVELOPMENT AND BENEFITS OF A MULTI-SPONSORED REGISTRY (Non CME)

Emperor Ballroom I

8:00 a.m. – 8:15 a.m.

PFD Foundation Update – Kristene E. Whitmore, MD

Augustus I-IV

8:15 a.m. – 9:45 a.m.

Scientific Session 8

Augustus I-IV

Moderators: W. Thomas Gregory, MD and Yoku M. Komesu, MD

8:15 a.m. – 8:22 a.m.

Papers 27-28 Combined Presentation

Paper 27 - CORRELATION OF STATIC AND DYNAMIC LOCATION OF THE TRANSOBTURATOR SLING WITH OUTCOMES AS DETERMINED BY 3 DIMENSIONAL ENDOVAGINAL ULTRASOUND

A. Hegde, G. M. Nogueiras, V. Aguilar, G. Davila. Department of Gynecology, Section of Urogynecology and Reconstructive Pelvic Surgery, Cleveland Clinic Florida, Weston, FL

8:22a.m. – 8:30 a.m.

Papers 27-28 Combined Presentation

Paper 28 - DYNAMIC ASSESSMENT OF SLING FUNCTION ON TRANSPERINEAL ULTRASOUND: IS IT CORRELATED WITH OUTCOMES ONE YEAR FOLLOWING SURGERY?

A. Hegde, G. M. Nogueiras, V. Aguilar, G. Davila. Department of Gynecology, Section of Urogynecology and Reconstructive Pelvic Surgery, Cleveland Clinic Florida, Weston, FL

8:30 a.m. – 8:41 a.m.

Paper 29 - AUGMENTATION WITH AN ECM BIOSCAFFOLD ATTENUATES THE NEGATIVE IMPACT OF SYNTHETIC MESH ON VAGINA: A FUNCTIONAL, MORPHOMETRICAL AND BIOCHEMICAL ANALYSIS

R. Liang¹, Z. C. Jallah², S. Palcsey¹, W. Zong¹, S. Abramowitch², P. Moalli¹. ¹OB/GYN/RS, University of Pittsburgh, Pittsburgh, PA; ²Bioengineering, University of Pittsburgh, Pittsburgh, PA

8:41 a.m. – 8:52 a.m.

Paper 30 - ARE SEPARATE MICROSCOPIC HEMATURIA GUIDELINES NEEDED FOR WOMEN WITH PELVIC ORGAN PROLAPSE?

D. Shalom, N. Pillalamarri, S. Sanidad, L. Lind, H. Winkler. Urogynecology, North Shore University Hospital/LIJ, Great Neck, NY

8:52 a.m. – 9:03 a.m.

Paper 31 - TREATMENT OF VAGINISMUS WITH ONABOTULINUM TOXIN A: RESULTS FROM A PILOT STUDY

P. Pacik. Plastic Surgery PA, Manchester, NH

9:03 a.m. – 9:14 a.m.

Paper 32 - LIFETIME RISK OF SURGERY FOR STRESS INCONTINENCE AND PELVIC ORGAN PROLAPSE

J. Wu¹, C. A. Matthews¹, M. Jonsson Funk². ¹Obstetrics and Gynecology, UNC-Chapel Hill, Chapel Hill, NC; ²Epidemiology, UNC-Chapel Hill, Chapel Hill, NC

9:14 a.m. – 9:25 a.m.

Paper 33 - A RANDOMIZED TRIAL OF PERIOPERATIVE BEHAVIORAL & PELVIC FLOOR MUSCLE TRAINING IN WOMEN UNDERGOING VAGINAL SURGERY FOR PELVIC ORGAN PROLAPSE AND STRESS URINARY INCONTINENCE

M. D. Barber¹. for the Pelvic Floor Disorders Network²; ¹Cleveland Clinic, Cleveland, OH; ²NICHHD, Rockville, MD

9:25 a.m. – 9:31 a.m.

Tips and Tricks 1 - A TRANSURETHRAL TECHNIQUE TO REMOVE A MISPLACED TENSION FREE VAGINAL TAPE FROM THE URETHRA AND BLADDER NECK USING EAR NOSE AND THROAT INSTRUMENTS

E. Solomon¹, J. Jelovsek¹. ¹Obstetrics and Gynecology, Cleveland Clinic, Cleveland, OH

9:31 a.m. – 9:44 a.m.

Video 3 - MULTICOMPARTMENT ULTRASOUND IMAGING OF MIDURETHRAL SLINGS: THE GOOD, THE BAD AND THE UGLY

A. Hegde, V. Aguilar, G. Davila. Department of Gynecology, Section of Urogynecology and Reconstructive Pelvic Surgery, Cleveland Clinic Florida, Weston, FL

9:45 a.m. – 10:30 a.m.

Raymond A. Lee Lecture: John B. Gebhart, MD, MS

Augustus I-IV

Supported by the Raymond A. Lee Endowment

10:00 a.m. – 2:30 p.m.

Poster Viewing

Posters 95 – 205

Poster Categories: Epidemiology, Evaluation/Testing, Quality of Life, Surgical

Octavius Ballroom

10:35 a.m. – 11:15 a.m.

Coffee Break in the Exhibit Hall

Octavius Ballroom

Supported by: Boston Scientific

CONFERENCE PROGRAM

11:15 a.m. – 12:50 p.m.

Scientific Session 9

Augustus I-IV

Moderators: Ryan R. Stratford, MD, MBA
and Sarah Hamilton Boyles, MD, MPH

11:15 a.m. – 11:26 a.m.

Paper 34 - OUTCOMES & COMPLICATIONS OF BURCH, FASCIAL AND MIDURETHRAL SLINGS

K. Kenton¹, T. Chai², H. Zyczynski³,
A. Stoddard³, for the Urinary
Incontinence Treatment Network³.

¹Loyola University Stritch School of
Medicine, Maywood, IL; ²Urology, Yale
University, New Haven, CT; ³Obstetrics
& Gynecology, University of Pittsburgh,
Pittsburgh, PA; ⁴New England
Research Institute, Boston, MA

11:26 a.m. – 11:33 a.m.

Papers 35-36 Combined Presentation

Paper 35 - THERMOSENSITIVE NANOPARTICLE HYDROGELS DELIVER PROTEIN FOR POSSIBLE ENHANCEMENT OF WOUND HEALING IN THE VAGINA AND ABDOMEN

M. M. Good, J. F. Acevedo, P. Keller,
A. Word. *Obstetrics & Gynecology,
University of Texas Southwestern
Medical Center, Dallas, TX*

11:33 a.m. – 11:41 a.m.

Papers 35-36 Combined Presentation

Paper 36 - THERMOSENSITIVE NANOPARTICLE HYDROGEL DELIVERS BIOACTIVE PROTEIN TO THE VAGINAL WALL

M. M. Good, I. Montoya, H. Shi,
P. Keller, J. F. Acevedo, A. Word.
*Obstetrics & Gynecology, University of
Texas Southwestern Medical Center,
Dallas, TX*

11:41 a.m. – 11:52 a.m.

Paper 37 - PROVIDER CHARACTERISTICS OF TRANSVAGINAL MESHES USE FOR PELVIC ORGAN PROLAPSE REPAIR

V. Dandolu, K. Lyons, S. Sura. *Obstetrics
and Gynecology, University of Nevada
School of Medicine, Las Vegas, NV*

11:52 a.m. – 12:03 p.m.

Paper 38 - LIGHTWEIGHT POLYPROPYLENE MESH NEGATIVELY IMPACTS VAGINAL SMOOTH MUSCLE CELLS

R. M. Shaffer¹, R. Liang³, Z. C. Jallah²,
P. Moalli¹. ¹Department of OB/GYN/RS,
University of Pittsburgh Medical
Center, Pittsburgh, PA; ²Department
of Bioengineering, University of
Pittsburgh, Pittsburgh, PA;
³Department of OB/GYN/RS,
University of Pittsburgh, Pittsburgh, PA

12:03 p.m. – 12:14 p.m.

Paper 39 - RISK OF ASSOCIATED CONDITIONS IN FIRST-DEGREE RELATIVES OF SUBJECTS WITH UROLOGICAL CHRONIC PELVIC PAIN SYNDROME

K. Allen-Brady¹, P. Norton², L. A.
Cannon-Albright¹. ¹Internal Medicine,
University of Utah, Salt Lake City, UT;
²Obstetrics and Gynecology, University
of Utah, Salt Lake City, UT

12:14 p.m. – 12:25 p.m.

Paper 40 - PERIOPERATIVE ANTICHOLINERGIC MEDICATIONS AND RISK OF FAILED VOID TRIAL AFTER UROGYNECOLOGIC SURGERY

P. Walter¹, A. A. Dieter¹, N. Y.
Siddiqui¹, A. Weidner¹, J. Wu².
¹OBGYN, Duke Medical Center,
Durham, NC; ²OBGYN, University of
North Carolina, Chapel Hill, NC

12:25 p.m. – 12:36 p.m.

Paper 41 - MATERNAL ADAPTATIONS IN PREPARATION FOR PARTURITION PREDICT SUCCESSFUL DELIVERY OUTCOME

S. Oliphant¹, W. Zong³, I. Nygaard²,
T. Canavan⁴, P. Moalli¹. ¹Division
of Urogynecology and Pelvic
Reconstructive Surgery, Magee-
Womens Hospital-University of
Pittsburgh, Pittsburgh, PA; ²Division
of Urogynecology and Pelvic
Reconstructive Surgery, University
of Utah, Salt Lake City, UT; ³Magee-
Womens Research Institute, Pittsburgh,
PA; ⁴Department of Obstetrics,
Gynecology and Reproductive
Sciences, Division of Ultrasound,
Magee-Womens Hospital - University
of Pittsburgh, Pittsburgh, PA

12:36 p.m. – 12:49 p.m.

Video 4 - VULVAR ANATOMY AND LABIA MINORA LABIAPLASTY

L. A. Yurteri-Kaplan, J. Miranne,
C. B. Iglesia. *OB/GYN, Medstar
Washington Hospital Center/
Georgetown University School of
Medicine, Washington, DC*

12:50 p.m. – 2:45 p.m.

Lunch in the Exhibit Hall

Octavius Ballroom

Supported by: Allergan, Inc.

American Medical Systems

Astellas Pharma US, Inc.

Boston Scientific

Medtronic, Inc.

1:00 p.m. – 2:00 p.m.

Intuitive Surgical Industry Expert Theater (Non-CME)

Emperor I

1:00 p.m. – 2:00 p.m.

Astellas Pharma US, Inc. Industry Expert Theater (Non-CME)

Emperor II

1:00 p.m. – 2:30 p.m.

PFD Research Foundation Grant Recipients' Luncheon (invitation only)

Octavius 20

Supported by: Medtronic, Inc.

2:15 p.m. – 3:15 p.m.

Exposing the Science of Prolapse Mesh: A Foundation for the Future

Augustus I-IV

3:20 p.m. – 4:30 p.m.

Scientific Concurrent Session 10: Surgical/Anatomy

Augustus I-IV

Moderators: Elisabeth A. Erikson, MD,
MPH and Jerry L. Lowder, MD, MSC

3:20 p.m. – 3:31 p.m.

Paper 42 - MESH ARM POSITION RELATIVE TO THE URETER WITH ANTERIOR ACCESS TO THE SACROSPINOUS LIGAMENT

K. Chin, B. C. Smith, J. I. Schaffer, M. M.
Corton. *UT Southwestern, Dallas, TX*

3:31 p.m. – 3:42 p.m.

Paper 43 - A PRELIMINARY EVALUATION OF THE TOPAS® SYSTEM FOR THE TREATMENT OF FECAL INCONTINENCE IN WOMEN

P. Rosenblatt², J. P. Schumacher¹, V. Lucente⁶, S. McNevin⁴, J. F. Rafferty³, A. Mellgren⁵. ¹Clinical Operations, American Medical Systems, Minnetonka, MN; ²Urogynecology, Mount Auburn Hospital, Cambridge, MA; ³Division of Colon and Rectal Surgery, The Christ Hospital, Cincinnati, OH; ⁴Surgical Specialists of Spokane, Spokane, WA; ⁵Colon & Rectal Surgery Associates, Ltd., Minneapolis, MN; ⁶Institute for Female Pelvic Medicine & Reconstructive Surgery, Allentown, PA

3:42 p.m. – 3:53 p.m.

Paper 44 - PATIENTS' EXPERIENCE COMPARED TO PHYSICIANS' RECOMMENDATIONS FOR THE TREATMENT OF FECAL INCONTINENCE: A QUALITATIVE APPROACH

S. Cichowski, G. C. Dunivan, R. G. Rogers. *University of New Mexico, Albuquerque, NM*

3:53 p.m. – 4:04 p.m.

Paper 45 - UTILITY OF A PELVIC MODEL FOR SACROSPINOUS LIGAMENT FIXATION AND VALIDATION OF A PROCEDURE SPECIFIC TESTING SCALE

M. M. Aponte, G. T. Sullivan, D. R. Hickling, A. F. Winkel, V. Nitti, S. W. Smilen. *New York University Langone Medical Center, New York, NY*

4:04 p.m. – 4:15 p.m.

Paper 46 - OPTICAL COHERENCE TOMOGRAPHY OFFERS A HIGH-RESOLUTION IMAGING MODALITY FOR VISUALIZING SYNTHETIC MESH AT VARIOUS DEPTHS

D. Shalom¹, **N. Pillalamarri¹**, A. Qadir², L. Lind¹, H. Winkler¹. ¹Urogynecology, North Shore University Hospital/LIJ, Great Neck, NY; ²Engineering, Imalux Corporation, Cleveland, OH

4:15 p.m. – 4:28 p.m.

Video 5 – Excision of Urethral Diverticulum: A Review of Technique

C. A. Unger, B. Ridgeway. *Obstetrics, Gynecology and Women's Health Institute, Cleveland Clinic, Cleveland, OH*

3:20 p.m. – 4:30 p.m.

Scientific Concurrent Session 11: Epidemiology

Palace I

Moderators: Jennifer M. Wu, MD and Douglass S. Hale, MD

3:20 p.m. – 3:31 p.m.

Paper 47 - LONGITUDINAL CHANGES IN THE SEVERITY OF OVERACTIVE BLADDER AND STRESS INCONTINENCE AMONG 1446 PAROUS WOMEN

V. Handa¹, C. B. Pierce², J. L. Blomquist³, A. Munoz². ¹Johns Hopkins, Baltimore, MD; ²Epidemiology, Johns Hopkins Bloomberg School of Public Health, Baltimore, MD; ³Ob/Gyn, Greater Baltimore Medical Center, Baltimore, MD

3:31 p.m. – 3:42 p.m.

Paper 48 - AN AUTOMATED UROGYNECOLOGY SURGICAL REGISTRY AND COMPLICATIONS MANAGER DEVELOPED IN AN ELECTRONIC MEDICAL RECORD

R. Goldberg¹, A. Gafni-Kane¹, J. Tomezsko¹, S. Botros-Brey¹, K. Jirschele¹, P. Sand¹, J. Silverstein². ¹Urogynecology, NorthShore University HealthSystem; *University of Chicago Pritzker School of Medicine, Evanston, IL*; ²Center for Clinical Research and Informatics, NorthShore University HealthSystem, Evanston, IL

3:42 p.m. – 3:53 p.m.

Paper 49 - DETAILED VAGINAL HYSTERECTOMY SKILLS INDEX (DVHSI)

P. Andreatta, **T. M. Smith**, D. E. Fenner. *Obstetrics and Gynecology, University of Michigan, Ann Arbor, MI*

3:53 p.m. – 4:04 p.m.

Paper 50 - PATIENT ANSWERS TO WRITTEN QUESTIONNAIRES ON URINARY AND FECAL INCONTINENCE DIFFER FROM THE ORAL HISTORY OBTAINED BY THE PHYSICIAN

S. Cichowski, G. C. Dunivan, Y. Komesu, R. G. Rogers. *University of New Mexico, Albuquerque, NM*

4:04 p.m. – 4:15 p.m.

Paper 51 - ELDER NATIVE AMERICAN WOMEN'S KNOWLEDGE OF PELVIC FLOOR DISORDERS AND BARRIERS TO SEEKING CARE

G. C. Dunivan¹, Y. Komesu¹, J. T. Anger², R. G. Rogers¹. ¹Obstetrics and Gynecology, University of New Mexico, Albuquerque, NM; ²Urology, Cedars-Sinai Medical Center, Beverly Hills, CA

4:15 p.m. – 4:26 p.m.

Paper 52 - THE MINIMUM CLINICALLY IMPORTANT DIFFERENCE FOR THE INTERNATIONAL CONSULTATION ON INCONTINENCE QUESTIONNAIRE (ICIQ) IN WOMEN WITH STRESS URINARY INCONTINENCE

L. Brubaker¹, L. T. Sirls², S. L. Tennstedt³, H. Kim³, I. Nygaard⁴, D. D. Rahn⁵, J. P. Shepherd⁶, H. E. Richter⁷. ¹Ob/Gyn, Loyola University Chicago, Maywood, IL; ²Female Pelvic Medicine & Reconstructive Surgery, Oakland University William Beaumont School of Medicine, Rochester, MI; ³New England Research Institute, Watertown, MA; ⁴Ob/Gyn, University of Utah, Salt Lake City, UT; ⁵Female Pelvic Medicine & Reconstructive Surgery, University of Texas Southwestern Medical Center, Dallas, TX; ⁶University of Pennsylvania, Pittsburgh, PA; ⁷University of Alabama, Birmingham, AL

CONFERENCE PROGRAM

3:20 p.m. – 4:30 p.m.

Scientific Concurrent Session 12: Imaging/Technology

Palace III

Moderators: Daniel M. Morgan, MD and
Leischer H. Quiroz, MD

3:20 p.m. – 3:31 p.m.

Paper 53 - DEVELOPMENT AND CALIBRATION OF ITEM BANKS FOR COMPUTERIZED ADAPTIVE TESTING OF FEMALE URINARY INCONTINENCE OUTCOMES

V. W. Sung¹, J. W. Griffith³, R. G.
Rogers², C. Raker¹, M. Clark⁴.

¹Obstetrics and Gynecology, Women
and Infants Hospital, Providence, RI;

²Obstetrics and Gynecology, University
of New Mexico, Albuquerque, NM;

³Medical Social Sciences, Northwestern
University, Chicago, IL; ⁴Epidemiology
and Obstetrics and Gynecology, Brown
Medical School, Providence, RI

3:31 p.m. – 3:42 p.m.

Paper 54 - IS THERE CONCORDANCE IN THE LOCATION OF THE TRANSOBTURATOR SLING AS DETERMINED BY TRANSPERINEAL AND ENDOVAGINAL 3 DIMENSIONAL ULTRASOUND?: CORRELATION WITH OUTCOMES

A. Hegde, G. M. Nogueiras, V. Aguilar,
G. Davila. Department of Gynecology,
Section of Urogynecology and
Reconstructive Pelvic Surgery,
Cleveland Clinic Florida, Weston, FL

3:42 p.m. – 3:53 p.m.

Paper 55 - ARE THERE AGE- RELATED CHANGES IN THE NORMATIVE MEASUREMENTS OF THE URETHRAL SPHINCTER COMPLEX IN NULLIPAROUS WOMEN?: A 3 DIMENSIONAL ULTRASOUND ASSESSMENT

A. Hegde¹, A. Tieu¹, G. Rostaminia²,
L. H. Quiroz², A. Shobeiri²,
V. Aguilar¹, G. Davila¹. ¹Department of
Gynecology, Section of Urogynecology
and Reconstructive Pelvic Surgery,
Cleveland Clinic Florida, Weston, FL;
²Division of Female Pelvic Medicine
& Reconstructive Surgery/
Urogynecology Department of
Obstetrics & Gynecology, University
of Oklahoma Health Sciences Center,
Oklahoma City, OK

3:53 p.m. – 4:04 p.m.

Paper 56 - ASSESSING NORMAL AND ABNORMAL BLADDER CONTROL USING FUNCTIONAL MRI AND RESTING STATE CONNECTIVITY MRI (RS-FCMRI)

R. Nardos¹, D. A. Fair², C. Krisky¹,
W. Gregory¹. ¹Urogynecology, Oregon
Health & Science University, Portland,
OR; ²Behavioral Neuroscience,
Oregon Health & Science University,
Portland, OR

4:04 p.m. – 4:15 p.m.

Paper 57 - LEVATOR ANI DEFECTS IN PATIENTS WITH STRESS URINARY INCONTINENCE: 3 DIMENSIONAL ENDOVAGINAL ULTRASOUND ASSESSMENT

A. Hegde, A. Jijon, V. Aguilar,
G. Davila. Department of Gynecology,
Section of Urogynecology and
Reconstructive Pelvic Surgery,
Cleveland Clinic Florida, Weston, FL

4:15 p.m. – 4:28 p.m.

Video 6 - A NOVEL TECHNIQUE OF LAPAROSCOPIC VESICAL VAGINAL FISTULA REPAIR: NOT AN O'CONNOR MODIFICATION

J. R. Miklos, R. D. Moore. Atlanta
Urogynecology Associates,
Alpharetta, GA

4:35 p.m. – 5:20 p.m.

Stump the Professor

Sponsored by the Fellows SIG
Augustus I-IV

6:30 p.m. – 10:00 p.m.

AUGSOME Event 2013 in support of the PFD Research Foundation

PURE Nightclub

Located in Caesars Palace

Saturday, October 19

6:30 a.m. – 12:00 p.m.

Registration Open

Emperor Foyer

7:00 a.m. – 8:00 a.m.

Educational Roundtables

(Advance Registration Required)

See page 37 for more information
Palace II

8:10 a.m. – 9:30 a.m.

Scientific Session 13

Augustus I-IV

Moderators: Peter L. Rosenblatt, MD
and Eric R. Sokol, MD

8:10 a.m. – 8:21 a.m.

Paper 58 - CLINICAL USEFULNESS OF IUGA/ICS CLASSIFICATION SYSTEM IN WOMEN WITH MESH EROSION

R. Posthuma¹, M. M. Weinstein¹,
S. Iyer¹, M. Alperin², M. M. Wakamatsu¹,
S. Pulliam¹. ¹Female Pelvic Medicine
and Reconstructive Surgery,
Massachusetts General Hospital,
Boston, MA; ²Female Pelvic Medicine
and Reconstructive Surgery, University
of California, San Diego, CA

8:21 a.m. – 8:32 a.m.

Paper 59 - YOGA TO TREAT URINARY INCONTINENCE IN WOMEN: RESULTS OF A PILOT RANDOMIZED TRIAL

A. J. Huang², M. A. Chesney²,
M. Schembri¹, L. L. Subak¹.
¹Obstetrics & Gynecology, University
of California, San Francisco,
San Francisco, CA; ²UCSF School
of Medicine, University of California,
San Francisco, San Francisco, CA

8:32 a.m. – 8:43 a.m.

Paper 60 - REDUCING INTRAOPERATIVE COSTS BY STANDARDIZING SURGICAL INSTRUMENTS AND PACKS

P. D. Hanissian, K. Strohbehn,
H. L. Hardy, A. O. Titzmann, D. P.
Herrick, M. M. Blanchette Porter.
Dartmouth Hitchcock Medical Center,
Lebanon, NH

8:43 a.m. – 8:54 a.m.

Paper 61 - PREGNANCY AFTER TRANSVAGINAL SLING FOR STRESS URINARY INCONTINENCE: A CASE SERIES

E. Adams-Piper¹, J. Darbinian²,
D. Postlethwaite², P. A. Castillo¹.
¹Ob/Gyn, Kaiser Permanente, Santa
Clara, CA; ²Division of Research,
Kaiser Permanente, Oakland, CA

8:54 a.m. – 9:05 a.m.

Paper 62 - LOWER URINARY TRACT SYMPTOMS AND CONSTIPATION IN WOMEN WITH LICHEN

SCLEROSUS: A COMPARISON TO VULVAR AND ANNUAL CONTROLS

C. Swenson¹, S. B. Menees², H. K. Haefner¹, M. B. Berger¹. ¹Obstetrics & Gynecology, University of Michigan, Ann Arbor, MI; ²Internal Medicine, University of Michigan Health System, Ann Arbor, MI

9:05 a.m. – 9:16 a.m.

Paper 63 - A RANDOMIZED TRIAL OF VAGINAL MESH ATTACHMENT TECHNIQUES FOR MINIMALLY INVASIVE SACROCOLPOPEXY

J. Tan-Kim¹, C. W. Nager², C. L. Grimes³, K. M. Luber¹, E. S. Lukacz², H. W. Brown⁴, K. Y. Dyer¹, A. C. Kirby⁴, S. Menefee¹. ¹Division of Urogynecology, Department of Ob/Gyn, Kaiser Permanente San Diego, San Diego, CA; ²Division of Female Pelvic Medicine and Reconstructive Surgery, Department of Ob/Gyn, University of California, San Diego, La Jolla, CA; ³Division of Gynecologic Surgical Services and Urogynecology, Department of Ob/Gyn, Columbia University Medical Center, New York, NY; ⁴Division of Female Pelvic Medicine and Reconstructive Surgery, Department of Ob/Gyn, University of California, San Diego/Kaiser Permanente San Diego, San Diego, CA

9:16 a.m. – 9:27 a.m.

Late Breaking Abstract:

A RANDOMIZED TRIAL OF SACROSPINOUS LIGAMENT FIXATION VS. UTEROSACRAL LIGAMENT SUSPENSION: TWO YEAR OUTCOMES

M. D. Barber¹. for the Pelvic Floor Disorders Network². ¹Cleveland Clinic, Cleveland, OH, ²NICHHD, Rockville, MD

9:30 a.m. – 10:40 a.m.

Keynote: Risa M. Mish, JD

Samuel Curtis Johnson Graduate School of Management, Cornell University

Resilient Leadership

Augustus I-IV

10:40 a.m. – 11:00 a.m.

Coffee Break

Augustus Foyer

11:00 a.m. – 12:20 p.m.

Scientific Session 14

Augustus I-IV

Moderators: Joan L. Blomquist, MD and Heidi W. Brown, MD, MAS

11:00 a.m. – 11:11 a.m.

Paper 64 - NEUROLOGIC PHENOTYPING OF WOMEN WITH CHRONIC PELVIC PAIN SYNDROMES: PRELIMINARY ANALYSIS

A. Taylor, B. Orasanu, T. Sanses, S. Mahajan, A. Hijaz, J. Janata, P. WMcCabe, T. Chelimsky. *University Hospitals, Cleveland, OH*

11:11 a.m. – 11:22 a.m.

Paper 65 - A RANDOMIZED CONTROLLED TRIAL OF SUPPRESSIVE THERAPY WITH ORAL ANTIBIOTICS TO PREVENT POST-OPERATIVE URINARY TRACT INFECTION: STOPP UTI TRIAL

A. A. Dieter, C. L. Amundsen, A. L. Edenfield, A. Kawasaki, P. J. Levin, A. G. Visco, N. Y. Siddiqui. *Obstetrics & Gynecology, Duke University Medical Center, Durham, NC*

11:22 a.m. – 11:33 a.m.

Paper 66 - COMPARISON OF MINDFULNESS BASED STRESS REDUCTION (MBSR) VS YOGA ON URGENCY INCONTINENCE: A RANDOMIZED PILOT STUDY

J. Baker¹, I. Nygaard¹, D. Costa². ¹OB/GYN Urogynecology, University of Utah, Salt Lake City, UT; ²College of Health, Division of Occupational Therapy, University of Utah, Salt Lake City, UT

11:33 a.m. – 11:44 a.m.

Paper 67 - VOIDING SYMPTOMS MAY START SEVERAL YEARS AFTER MIDURETHRAL SLING, BUT SLING REVISION STILL PROVIDES POSITIVE RESULTS

V. E. Grigoriev¹, D. J. Abramowitz². ¹Las Vegas Urology, Las Vegas, NV; ²Sackler School of Medicine, Tel Aviv University, Tel Aviv, Israel

11:44 a.m. – 11:55 a.m.

Paper 68 - FEMALE URETHRAL DIVERTICULUM DIAGNOSIS AND MANAGEMENT: 164 CASES SPANNING 30 YEARS

S. A. El-Nashar, S. Kim-Fine, J. A. Occhino, C. J. Klingele. *Obstetrics and Gynecology, Mayo Clinic, Rochester, MN*

11:55 p.m. – 12:08 p.m.

Video 7 - FEMALE GENITAL MUTILATION REVERSAL: A GENERAL APPROACH

M. Anand, T. J. Stanhope, J. A. Occhino. *Obstetrics and Gynecology, Mayo Clinic, Rochester, MN*

Together We Can Improve Patient Care

for Women with Pelvic Floor Disorders



Join AUGS at www.augs.org

Be part of the premier society dedicated to research and education in urogynecology, and the detection, prevention and treatment of female lower urinary tract disorders and pelvic floor disorders.

Take Advantage of AUGS Membership Benefits:

- Publications Highlighting the Most Recent News in FPMRS
- Provider Directory Featuring Your Practice to Patients
- Discounts on Online and In-Person Educational Offerings
- Special Interest Groups Focused on Areas of Practice
- Online Community Connecting You with Leaders in the Field
- Volunteer with an AUGS Committee or Special Interest Group and Further Your Expertise



Advancing Female Pelvic Medicine
and Reconstructive Surgery

Learn more about AUGS Membership at www.augs.org/membership.

EDUCATIONAL ROUNDTABLES

Friday, October 18

7:00 a.m. – 8:00 a.m.

Fee: \$35

Palace II

FR01 Making Laparoscopic Sacrocolpopexy as Easy as Robotic

Facilitator: Amanda L. Clark, MD, MCR

FR02 You Win Some, You Lose Some: Mesh & Medical Malpractice – Case Review and Lawsuit Prevention

Facilitator: Matthew E. Karlovsky, MD

FR03 Botulinum Toxin: Practical Applications in Urogynecology: Who, What, Why, and How to Use

Facilitator: Michael J. Kennelly, MD, FACS

FR04 Urogynecology Coding and Billing: Resources and Updates

Facilitators: Chiara Ghetti, MD and Scott Poehlmann, MD

FR05 Vaginal Hysterectomy: Is it Outdated Surgery?

Facilitator: Michael Karram, MD

FR06 Effect of Health Care Reform on Advanced Surgical Specialties

Facilitator: K. Warren Volker, MD, PhD, MS, FACOG

FR07 Techniques to Minimize and Manage Transvaginal Mesh Complications

Facilitator: Andrew P. Cassidenti, MD

FR08 “Sex in Sin City” Advances in Treatment of Female Sexual Dysfunction

Facilitator: Rachel N. Pauls, MD, FACOG

FR09 The Urogynecologist as Inventor – What You Need to Know

Facilitator: Peter L. Rosenblatt, MD

FR10 Pain Management: New Perspectives on Pelvic Pain

Facilitator: Betsy A. B. Greenleaf, DO

FR11 Tips and Tricks for Safely Completing Three Robotic Reconstructive Surgeries in One Day

Facilitator: Catherine A. Matthews, MD

FR12 How to Better Your Private Practice

Facilitator: Matthew H. Clark, MD

FR13 Management of Surgically Induced Vesico-Vaginal-Fistulas

Facilitator: Jeffrey L. Cornella, MD

FR14 How to Operate in a “Hut”: Preparing for a Global Health Elective

Facilitators: Chi Chiung Grace Chen, MD and Saifuddin T. Mama, MD, MPH

FR15 Case Based Discussion Highlighting Neurologic Conditions That Affect the Urinary Tract

Facilitators: Una Lee, MD and Jane L. Miller, MD

FR16 Integrating Allied Healthcare Providers into Your Urogynecology Practice

Facilitator: Leah Moynihan, RNC, MSN

FR17 Complications of Robotic Sacrocolpopexy

Facilitator: Samuel S. Badalian, MD, PhD

FR18 Getting Started on Anorectal Manometry

Facilitator: Lily A. Arya, MD, MS

FR19 Science for Surgeons

Facilitators: Kathleen A. Connell, MD and Marsha K. Guess, MD, MS

FR20 Beyond Kegels and Biofeedback: Discussing a Broader Scope of Physical Therapy in Pelvic Health

Facilitator: Jessica L. McKinney, PT, MS

FR21 Single Incision Slings: Not so “Mini”

Facilitator: Vincent Lucente, MD, MBA, FACOG

FR22 Identification and Management of Normal and Abnormal Cystoscopic Findings

Facilitator: Alvaro Lucioni, MD

Saturday, October 19

7:00 a.m. – 8:00 a.m.

Fee: \$35

Palace II

SA01 Contract Negotiation: Bonuses and Bombs

Facilitators: Tatiana V. Sanses, MD and Mitchell W. Schuster, MD, FACOG, FACS

SA02 Everything You Wanted to Know About Quality Reporting and Were Afraid to Ask

Facilitator: Rony A. Adam, MD

SA03 Minimally Invasive Techniques to Minimize Vaginal Cuff Dehiscence

Facilitator: Daniel Gruber, MS, MD, FACOG

SA04 Bridging the Gap: Taking Science from Bedside to Bench

Facilitators: Kathleen A. Connell, MD and Marsha K. Guess, MD, MS

SA05 Understanding and Treating Vaginismus

Facilitator: Peter T. Pacik, MD

SA06 Mesh Complications and How Physical Therapy Can Help

Facilitators: Peter S. Finamore, MD, MA, FACOG and Lila Bartkowski-Abbale, PT, DPT, MS, OCS, WCS

SA07 Treatment of Neurogenic Bladder

Facilitator: Lily A. Arya, MD, MS

SA08 The Role of Global Health in Urogynecology

Facilitators: Joan L. Blomquist, MD and Sharon Knight, MD

SA09 Deconstructing Skills and Providing Feedback: The Conscious Competence Model

Facilitator: Robert F. Flora, MD, MBA, MPH

SA10 Integrating Physical Therapy into Your Urogynecology Practice

Facilitators: Stacey M. Head, PT and Colleen E. Mellen, APRN

SA11 Evaluation and Treatment of Mesh-Related Complications in Urogynecologic Surgery

Facilitator: Nina Mutone, MD, MPH

SA12 Urogynecology without Borders: Best Practices and Guidelines for Global Health in Gynecology

Facilitators: Roberta E. Blandon, MD, Karolynn T. Echols, MD, and Ambereen Sleemi, MD, MPH

SA13 How to be a Successful Applicant for FPMRS Fellowship

Facilitator: Tyler Muffly, MD

SA14 Vesico Vaginal Fistula Repair Suture vs. Plugs

Facilitator: Clifford R. Wheelless, Jr., MD

SA16 Neurourology for the Gynecologist

Facilitator: Michael J. Kennelly, MD, FACS

SA17 Urogynecology Coding and Billing: Resources and Updates

Facilitators: Chiara Ghetti, MD and Scott Poehlmann, MD

AWARD WINNERS

RESIDENT SCHOLAR AWARD

This program funds third-year residents who have demonstrated an interest in Female Pelvic Medicine and Reconstructive Surgery to attend the AUGS Annual Scientific Meeting and experience the current research initiatives going on in the field. Each scholar receives a \$1,500 award to cover travel, hotel accommodations, and meeting registration.



Kristin M. Jacobs
Loyola University Medical Center



Jenifer N. Lessick
Summa Health System



Abigail Shatkin-Margolis
Kaiser Permanente Oakland Medical Center



Paul D. Slocum, Jr.
University of Texas Southwestern Medical Center



Benjamin Smith
University of Texas Southwestern Medical Center



Stephanie Sullivan
University of North Carolina

JACK ROBERTSON LIFETIME ACHIEVEMENT AWARD



J. Thomas Benson, MD

AUGS' most prestigious award is presented periodically to an individual who has had a lifetime of outstanding achievements in the field of Female Pelvic Medicine and Reconstructive Surgery and has served as a role model through service, basic or clinical research, and teaching.

The AUGS Board of Directors wishes to honor this year's recipient, J. Thomas Benson, MD. Dr. Benson was one of the pioneers in the field of urogynecology and was the first to have an ABOG approved FPMRS Fellowship program. His research in the area of mechanisms of nerve injury and neurophysiology of the pelvic floor is considered landmark. Dr. Benson passed away in 2008 following a battle with pancreatic cancer. The award will be accepted on his behalf by Douglass Hale, MD.

2013 PFD RESEARCH FOUNDATION GRANTS

IC/PBS RESEARCH GRANT



Melinda Abernethy, MD
Northwestern University

The Biology of Irritative Bladder Symptoms: Urine Microbiota, Cytokine Profiles, and Symptom Severity

Among Women with Interstitial Cystitis/Painful Bladder Syndrome

FPMRS FACULTY RESEARCH AWARD



Elizabeth Geller, MD

University of North Carolina at Chapel Hill

Effect of Anticholinergics on Cognitive Function in the Elderly (ACE) Trial

FPMRS FACULTY RESEARCH AWARD

(Awarded to an AUGS Research Scholar)



Una Lee, MD

Virginia Mason Medical Center

Cytoprotection of Urethral Tissues from Ischemia/Reperfusion Injury During Simulated Vaginal Delivery

FPMRS FELLOW RESEARCH AWARD



Kimberly Ferrante, MD
UCSD Medical Center

Vaginal Estrogen for the Prevention of Recurrent Urinary Tract Infection in Postmenopausal Women

PFD SURGICAL RESEARCH AWARD



Tatiana Sanses, MD

Case Western Reserve School of Medicine

Pelvic Organ Prolapse Surgical Treatment Quality Measures

JUNE ALLYSON AWARD



Meadow Good, MD

University of Texas Southwestern Medical Center

Fibulin-5 Enhances Wound Healing in the Vaginal Vault

THOMAS BENSON AWARD IN NEUROMODULATION



Lauren Cadish, MD

University of California, Irvine

Stimulation Latency Period and Optimal Cycling for Sacral Neuromodulation Patients



Alexis Dieter, MD

Duke University Medical Center

Investigating the Effects of Botulinum Toxin A on the Detrusor Smooth Muscle and Autonomic Nervous System in a Rat Model



Stephanie Pickett, MD

University of Oklahoma Health Science Center

Developing an Integrated InterStim Training Curriculum for Female Pelvic Medicine and Reconstructive Surgery Fellows

JAHNIGEN CAREER DEVELOPMENT AWARD PROGRAM /GEMSTAR



Jennifer Wu, MD, MPH
Duke University

Understanding the Response to Fesoterodine Through Genetic Evaluation in the Elderly (URGE)

The AUGS Foundation is grateful for the support of numerous individual donors and the following companies:

American Medical Systems

Astellas Pharma US, Inc.

Interstitial Cystitis Association

Medtronic, Inc.

Scientific and Medical Affairs, Inc.

Uroplasty

AUGS LEADERSHIP AND STAFF

AUGS BOARD OF DIRECTORS

Anthony G. Visco, MD

President

Division Director of Urogynecology and Reconstructive Pelvic Surgery
Duke University Medical Center
Durham, NC

Matthew D. Barber, MD, MHS

Immediate Past President

Professor of Surgery, Vice Chair of Clinical Research
Cleveland Clinic Foundation
Cleveland, OH

Charles W. Nager, MD

President-Elect

Professor of OB/GYN
University of California, San Diego
La Jolla, CA

Amy Rosenman, MD

Vice-President

Health Sciences Professor
Geffen School of Medicine at UCLA
Santa Monica, CA

Ryan Stratford, MD, MBA

Treasurer

Director
The Woman's Center for Advanced Pelvic Surgery
Mesa, AZ

DIRECTORS AT LARGE

Cindy L. Amundsen, MD

Professor and FPMRS Fellowship Director, Urogynecology
Duke University Medical Center
Durham, NC

Roger P. Goldberg, MD, MPH

Director, Division of Urogynecology
NorthShore University Health System
Evanston, IL

Douglass S. Hale, MD, FACOG, FACS

Director Female Pelvic Medicine and Reconstructive Surgery
Indiana University/Methodist Hospital
Urogynecology Associates
Indianapolis, IN

Kimberly S. Kenton, MD, MS

Associate Professor, Fellowship Director
Loyola University Medical Center
Maywood, IL

Catherine A. Matthews, MD

Associate Professor
University of North Carolina, Chapel Hill
Chapel Hill, NC

Karen L. Noblett, MD

Professor of OB/GYN
University of California Irvine Medical Center, OB/GYN
Orange, CA

Peter L. Rosenblatt, MD

Assistant Professor, Harvard Medical School
Boston Urogynecology Associates
Cambridge, MA

Howard T. Sharp, MD

Professor and Vice Chair for Clinical Activities
Department of Obstetrics and Gynecology
University of Utah Health Sciences Center
Salt Lake City, UT

Kristene E. Whitmore, MD

Chairman, Department of Urology
Tenet Healthcare Graduate Hospital
Philadelphia, PA

Ex-officio Members

Michelle Zinnert, CAE

Executive Director
Washington, DC

AUGS STAFF

Michelle Zinnert, CAE, Executive Director
Sarah Alcock, Staff Accountant
Apyrl Alexander-Savino, Event Services Manager

Mollie Brooks, Membership Senior Associate
Alyssa DiGregorio, Membership Associate
Beverlee Galstan, Exhibit and Sponsorship Sales Director
Katarina Hamelin, Marketing and Communications Associate
Colleen Hughes, Operations Manager
Lauren Kemp, Education Manager

Kelly Lopez, Registry Director

Amanda O'Kane, Marketing and Communications Senior Coordinator
Jeanette Ruby, Development Senior Manager

Jamie Sawyer, Education Senior Associate
Tristan Wood, Operations Coordinator

AUGS PAST PRESIDENTS

Matthew Barber, MD, MHS (2011-2012)
Deborah Myers, MD (2010-2011)
Rebecca Rogers, MD (2009-2010)
Dee Fenner, MD (2008-2009)
Kris Strohbehn, MD (2007-2008)
Ingrid Nygaard, MD (2006-2007)
Joseph Montella, MD (2005-2006)
Stephen Young, MD (2004-2005)
Michael Aronson, MD (2003-2004)
Linda Brubaker, MD (2002-2003)
Peggy Norton, MD (2001-2002)
W. Conrad Sweeting, MD (2000-2001)
Nicolette Horbach, MD (1999-2000)
Mickey Karram, MD (1998-1999)
Richard Bump, MD (1997-1998)
Robert Shull, MD (1996-1997)
John O. L. DeLancey, MD (1995-1996)
Alfred Bent, MD (1994-1995)
John Higgins, MD (1993-1994)
Charles deProsse (1992-1993)
J. Thomas Benson (1991-1992)
David A. Richardson (1990-1991)
Ernest I. Kohorn (1989-1990)
Henry A. Thiede (1988-1989)
Richard O. Davis, MD (1987-1988)
J. Andrew Fantl, MD (1986-1987)

GYNECOLOGIC UROLOGY SOCIETY

R. Peter Beck, MD (1985-1986)
Donald R. Ostergard, MD (1984-1985)
Douglas J. Marchant, MD (1983-1984)
W. Glenn Hurt, MD (1982-1983)
Hugh M. Shingleton, MD (1981-1982)
C. Paul Hodgkinson, MD (1980-1981)
Jack R. Robertson, MD (1979-1980)

INDUSTRY-SUPPORTED EDUCATIONAL SESSIONS

Industry-Supported Educational Sessions are educational sessions for Female Pelvic Medicine and Reconstructive Surgeons that are delivered by industry professionals. Attendees should note that Industry Expert Theater sessions are not available for CME credit.

Thursday, October 17

6:45 a.m. - 7:45 a.m.

Allergan, Inc. Industry Expert Theater Overactive Bladder Update

Emperor I

Faculty:

Vincent Lucente, MD
The Institute for Female Pelvic Medicine & Reconstructive
Surgery
Allentown, PA

Victor Nitti, MD
NYU Langone Medical Center
New York, NY

12:30 p.m. - 1:30 p.m.

Medtronic Industry Expert Theater (Non-CME)

Emperor I

Sacral Neuromodulation – Evidence Based Medicine

We will present clinical evidence on Sacral Neuromodulation (SNM) as delivered by the InterStim® System and discuss SNM for Bladder control as compared to standard medical therapy for treating OAB. We will also report the 5 year results of a multicenter, prospective study of SNM for chronic fecal incontinence. We will conclude with a review of the AUA/SUFU guidelines for treating OAB.

12:30 p.m. - 1:30 p.m.

Boston Scientific Industry Expert Theater

Emperor II

Faculty:

Nathan Guerette, MD FACOG, FAAFP
Director, The Female Pelvic Medicine Institute of Virginia
Associate Clinical Professor, Urogynecology and Pelvic
Reconstructive Surgery
Medical College of Virginia, Virginia Commonwealth University

Friday, October 18

1:00 p.m. - 2:00 p.m.

Astellas Pharma US, Inc. Industry Expert Theater Evaluation and Treating Patients with Overactive Bladder

Emperor II

Faculty:

David Staskin, MD
Associate Professor
Tufts University School of Medicine
Steward-St. Elisabeth's Medical Center
Boston, Massachusetts

This industry expert theatre provides an overview of the definition and characteristics of overactive bladder (OAB), reviews the epidemiology of OAB, and discusses the new American Urological Association (AUA) diagnosis and treatment guidelines for OAB. Additionally, the presentation reviews the mechanism of action of Myrbetriq® (mirabegron), and outlines the efficacy and safety data for Myrbetriq.

1:00 p.m. - 2:00 p.m.

Intuitive Surgical Industry Expert Theater The Future of Robotics in Urogynecology: What's Next?

Emperor I

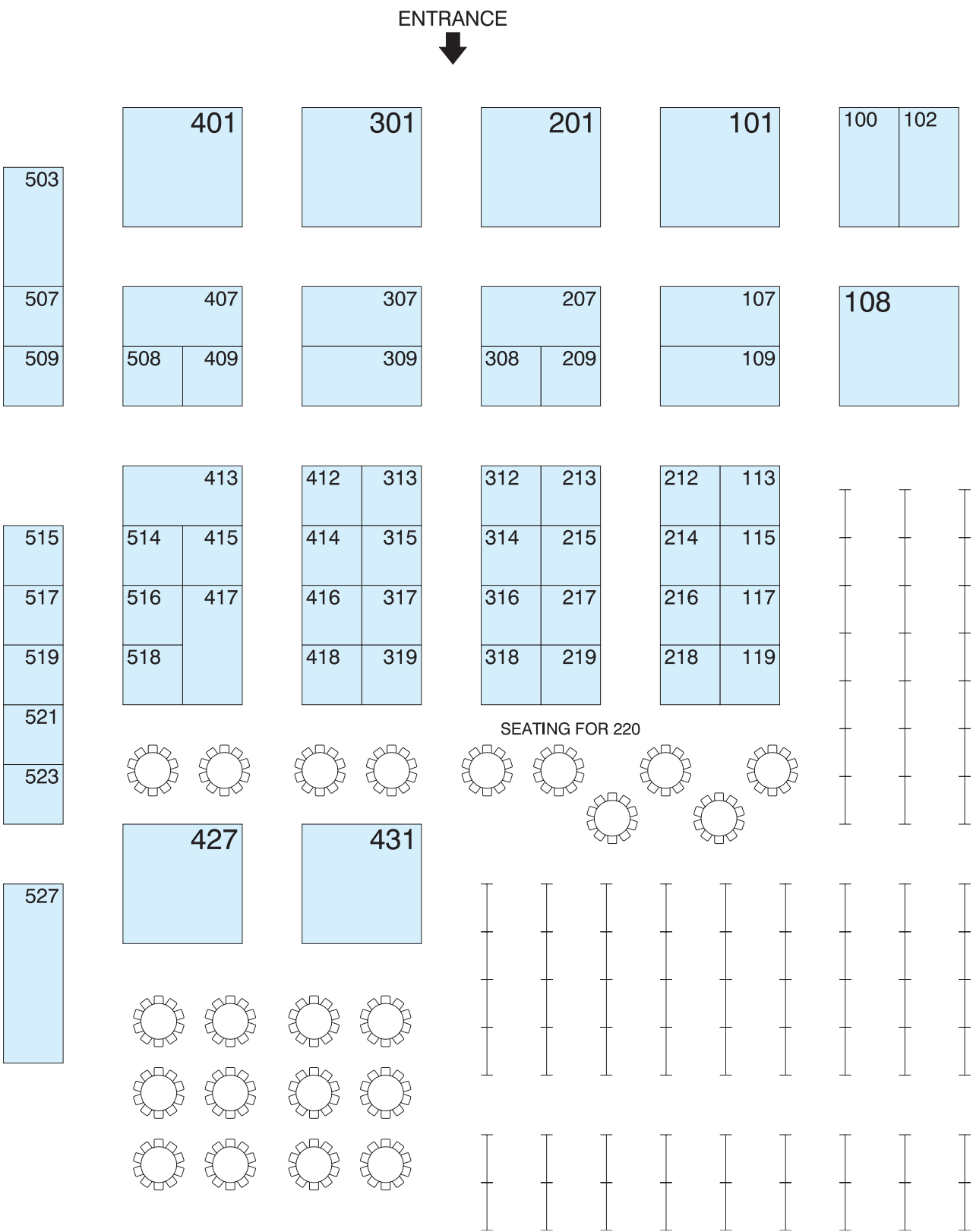
Faculty:

Peter Finamore, MD
Associate Director, Urogynecology and Pelvic Reconstructive
Surgery
Winthrop University Hospital

Nathan Guerette, MD
Owner / Medical Director
The Female Pelvic Medicine Institute of Virginia

Charbel Salamon, MD, FACOG
Director, Gynecological Robotic Surgery
Atlantic Health System

EXHIBIT HALL FLOOR PLAN



EXHIBITOR LISTING

Company	Booth	Company	Booth
ACell, Inc.	417	Geisinger Health System.....	516
Allergan, Inc.	107	HALO Medical Technologies.....	109
American Medical Systems.....	201	InControl Medical LLC.....	101
Ashlar Medical, LLC.....	414	Innovation Compounding.....	214
Astellas Pharma US, Inc.....	420	International Urogynecological Association (IUGA).....	514
AUGS.....	427	Interstitial Cystitis Association.....	117
PFD Donor Lounge.....	431	Intuitive Surgical.....	401
AUGS Fellows Lounge.....	527	LABORIE.....	312
Biofilm, Inc.	215	Laclede, Inc.....	416
Bioteque America, Inc.	113	Lexion Medical.....	313
BK Medical.....	314	Lippincott Williams & Wilkins.....	413
Boston Scientific.....	100	Lumitex MD, Inc.....	115
Bovie Medical Corporation.....	507	Medical Measurement Systems USA.....	209
Butterfly Health, Inc.	415	Mediwatch USA Inc.....	412
Caldera Medical.....	309	Medtronic, Inc.	301
Coloplast.....	207	Mission Pharmacal Company.....	519
Cook Medical.....	315	National Association for Continence.....	216
CooperSurgical.....	407	The Prometheus Group.....	503
ellura.....	509	Salix Pharmaceuticals, Inc.....	110
Engineered Medical Solutions.....	508	Uroplasty.....	308
Ethicon, Inc.....	307	Vectec, Inc.	316
The Everest Foundation.....	409	Verathon Medical.....	515
FPMRSBoardReview.com.....	523	Warner Chilcott.....	213
GE Healthcare.....	212	Women's Health Foundation.....	317

EXHIBITOR DESCRIPTIONS

ACell, Inc.

Booth 417

66450 Eli Whitney Drive, Suite 200
Columbia, MD 21046

www.acell.com

ACell's patented ECM devices address important clinical needs, while providing safe, effective, economical and therapeutic outcomes to the wound care and surgical communities. These devices, trademarked as MatriStem®, are comprised of naturally-occurring porcine urinary bladder matrix (UBM). The products are non-crosslinked, completely resorbable, acellular, and feature naturally-occurring collagens and an epithelial basement membrane surface that is not available in synthetic materials. MatriStem completely incorporates into the surrounding tissue during the healing process and leaves new tissue where scar tissue formation is normally expected. The result is constructively remodeled, site-specific tissue for a variety of medical procedures.

Products Include: MatriStem® Surgical Matrix (RS, PSM, PSMX, & PSMT), MatriStem Pelvic Floor Matrix, MatriStem Wound Matrix, MatriStem Burn Matrix, and MatriStem MicroMatrix®.

Allergan, Inc.

Booth 107

2525 Dupont Drive
Irvine, CA 92612
714.246.4500

www.allergan.com

Allergan is a multi-specialty health care company established in 1950 with a commitment to helping people reach their life's potential. With more than 10,000 employees worldwide, Allergan is committed to discovering new therapies to treat unmet medical needs in eye care, medical aesthetics, medical dermatology, obesity intervention, urology, and neurosciences.

American Medical Systems

Booth 201

10700 Bren Road West
Minnetonka, MN 55343
952.930.6000

www.americanmedicalsolutions.com

American Medical Systems (AMS), is a diversified supplier of medical devices and procedures to treat incontinence, erectile dysfunction, benign prostatic hyperplasia (BPH), pelvic floor prolapse and other pelvic disorders in men and women. AMS is a wholly owned subsidiary of Endo Health Solutions, a specialty healthcare solutions company, focused on high-value branded products, services and devices and specialty generics (<http://www.endo.com>).

Ashlar Medical, LLC

Booth 414

816 University Parkway
Natchitoches, LA 71457
888.685.7712

www.ashlarmed.com

Ashlar Medical provides Urodynamic equipment solutions to physicians for diagnosing and determining optimal treatment options for people suffering from urinary incontinence. Ashlar's equipment (rediCADDY) is wireless and easily portable. The rediCADDY can perform the Uroflowmetry, Cystometrogram, Urethral Pressure Profile, and the Pressure Flow studies. It uses water charged catheters.

Astellas Pharma US, Inc.

Booth 420

AUGS

Booth 427

2025 M St NW, Suite 800
Washington, DC 20036
202.367.1167

www.augs.org

The American Urogynecologic Society (AUGS), founded in 1979, is the premier society dedicated to research and education in urogynecology, and the detection, prevention and treatment of female lower urinary tract disorders and pelvic floor disorders. AUGS members are practicing physicians, nurse practitioners, physical therapists, nurses and health care professionals, as well as researchers from many disciplines, all dedicated to improving the urogynecologic health of women.

PFD Research Foundation

Booth 431

2025 M St NW, Suite 800
Washington, DC 20036
202.367.1167

www.augs.org

AUGS invites donors who have given to the foundation since the 2012 Annual Meeting to the PFD Research Foundation Donor Lounge to relax and mingle with fellow donors. Capture a memory in the PFD Research Foundation Photo Booth and place a bid in the Silent Auction to win VIP Seating at the AUGSOME Event at PURE Nightclub!

AUGS Fellows Lounge

Booth 527

2025 M St NW, Suite 800
Washington, DC 20036
202.367.1167
www.augs.org

New this year, AUGS is featuring a lounge exclusively for Fellows in the Exhibit Hall. Enjoy complimentary internet access, food and beverage, and an opportunity to network with your peers. Also, meet with physician experts Peter Sand, MD and Michael Kennelly, MD who will be providing a urology product discussion and administration demonstration during the lunchtime hours on Thursday and Friday. The Fellows Lounge is supported by Allergan, Inc.

BioFilm, Inc.

Booth 215

3225 Executive Ridge
Vista, CA 92081
760.727.9030
www.biofilm.com

With a wide variety of doctor recommended formulas for all stages of life, Astroglide provides free patient samples for your office. Astroglide Personal Lubricants can be used for intimate activity and vaginal dryness.

Bioteque America, Inc.

Booth 113

2051 Junction Avenue
San Jose, CA 95131
800.889.9008
www.bioteque.com

Bioteque America, specializing in Women's healthcare products:

vaginal supportive pessaries, individual pessary, fitting sets rings, ring with support, gelhorns, dish cubes, endometrial sampling devices, saline and media infusion catheters, silicone vaginal dilators, cervical dilators-disposable and reusable uterine manipulators, and kronner type.

BK Medical

Booth 314

8 Centennial Drive
Peabody, MA 01960
724.586.2799
www.bkmed.com

Analogic's BK Medical ultrasound systems enable examination of structures and defects from all angles. BK Medical's specialized range of transducers image the anterior, middle, and posterior compartments of the pelvic floor, showing the pelvic floor architecture in superb detail and high-resolution 3D.

Boston Scientific

Booth 100

100 Boston Scientific Way
Marlborough, MA 01752
508.683.4577
www.bostonscientific.com

Boston Scientific is dedicated to transforming lives through innovative medical solutions that improve the health of patients around the world. The Urology and Women's Health division provides devices for the diagnosis and treatment of female urinary incontinence and pelvic floor reconstruction.

Bovie Medical Corporation

Booth 507

5115 Ulmerton Road
Clearwater, FL 33760
727.803.8613
www.boviemed.com

Butterfly Health, Inc.

Booth 415

41 E Main Street
Los Gatos, CA 95030
510.821.5045

Butterfly™ Body Liners offer a new kind of discreet protection for Accidental Bowel Leakage (ABL). Butterfly adheres comfortably and invisibly in the buttocks, providing secure protection for ABL. Studies show that 1 in 5 women over the age of 40 experience ABL and over 90% of these have light-moderate leakage.

Caldera Medical

Booth 309

5171 Clareton Drive
Agoura Hills, CA 91301
818.879.6555
www.calderamedical.com

Caldera Medical is dedicated to improving quality of life for women. We develop and market differentiated surgical implants specifically for the treatment of Stress Urinary Incontinence and Pelvic Organ Prolapse. Our products are used by Urogynecologists, Gynecologists, and Urologists worldwide.

Coloplast

Booth 207

1601 West River Road
Minneapolis, MN 55411
800.258.3476
www.us.coloplast.com

Making life easier for people with intimate health care needs, and committed to female pelvic health, the Coloplast SUI portfolio features the new Altis® single incision sling system, Aris®, Supris™, and Durasphere® EXP. Treatment options for pelvic organ prolapse include: Restorelle Smartmesh®, the Digitex® suture delivery system, Axis™ cadaveric dermis, and Suspend® cadaveric fascia lata.

EXHIBITOR DESCRIPTIONS

Cook Medical

Booth 315

750 Daniels Way
Bloomington, IN 47404
800.457.4500
www.cookmedical.com

A global pioneer in medical breakthroughs, Cook Medical is committed to creating effective solutions that benefit millions of patients worldwide. Today, Cook Medical serves 40 medical specialties with 16,000 products. Cook is a family-owned company founded in 1963 by a visionary who put patient needs and ethical business practices first.

CooperSurgical

Booth 407

75 Corporate Drive
Trumbull, CT 06611
203.601.5200
www.coopersurgical.com

CooperSurgical is the leading provider of innovative medical devices and procedure oriented solutions that advance the standard of care for women. CooperSurgical's highly reliable and clinically relevant products and services facilitate the delivery of enhanced outcomes for your patients regardless of the clinical setting.

ellura

Booth 509

4200 Northridge Parkway NW
Atlanta, GA 30327
877.421.7160
www.trophikos.com

Change the way UTIs are managed in your practice with ellura, the only cranberry product supported by an issued Health Claim. Trophikos's mission is to free people from chronic antibiotic use associated with UTIs. ellura is a non-antibiotic alternative that has been proven in published clinical trials.

Engineered Medical Solutions

Booth 508

85 Industrial Drive, Building B
Phillipsburg, NJ 08865
908.329.0160
www.scintillantlight.com

Engineered Medical Solutions manufactures the Scintillant Surgical Light; the first untethered, self-contained medical lighting device for illumination inside the surgical field. No need for light boxes and cords to tie you down. The self-contained light is equipped with simple effective accessories for attachment to almost any surgical tool.

Ethicon, Inc.

Booth 307

4922 East 49th Street
Cleveland, OH 44125
216.361.7862
www.ethicon360.com

Ethicon's surgical technologies and products (including sutures, staplers, energy devices, clip appliers, trocars, and meshes) are used around the world to treat colorectal and thoracic conditions, women's health conditions, hernias, cancer, and obesity. Ethicon, Inc. and Ethicon Endo-Surgery, Inc. are part of the Johnson & Johnson Family of Companies.

FPMRSBoardReview.com (Erudyte Inc.)

Booth 523

11050 Mesquite Avenue
Loma Linda, CA 92354
909.705.9321
FPMRSBoardReview.com

FPMRS Board Review is a continuing medical education company with the goal of improving scientific and medical knowledge in the specialty of FPMRS.

The Everest Foundation

Booth 409

GE Healthcare

Booth 212

9900 Innovation Drive
Wauwatosa, WI 53226
570.455.2749
www.ge.com

GE Healthcare provides transformational medical technologies that will shape a new age of patient care. GE Healthcare offers a broad range of services to improve productivity in healthcare and enable healthcare providers to better diagnose, treat and manage patients.

Geisinger Health System

Booth 516

100 North Academy Avenue
Danville, PA 17822
570.214.9725
www.geisinger.edu

Founded in 1915, Geisinger Health System provides more than two million people in 38 counties in Pennsylvania a complete continuum of quality health care. Geisinger Health System enjoys national recognition as an integrated model for quality health service delivery and has been listed in *Best Hospitals in America*, and our physicians have been listed in *The Best Doctors in America*.

HALO Medical Technologies

Booth 109

333 North Wilmot Road, Suite 340
Tucson, AZ 85711
877.686.8149
www.halomedtech.com

ULTRASOUND, ENDOANAL - Introducing CATALYST, the first intelligent 360° Endoanal Ultrasound for Clarity, Confidence, and Control in total management of patients with fecal incontinence. Unique features: ACE™ certified visual acuity, intuitive "pathway" software, reliable measurements to support Medtronic Interstim® and other effective treatments, comprehensive reports, and automated READER SERVICE.

InControl Medical, LLC

Booth 101

3225 Gateway Road, Suite 250
Brookfield, WI 53045
262.373.0422
www.incontrolmedical.com

InControl Medical, LLC is a women's health company that is committed to providing a non-invasive strategy for the treatment of female urinary incontinence. InTone was innovatively designed to provide the most effective, non-invasive treatment option for patients with stress, urge or mixed urinary incontinence and is the logical first choice for incontinence treatment.

Innovation Compounding

Booth 214

6095 Pine Mountain Road NW, Suite 100
Kennesaw, GA 30152
770.421.1399
www.innovationcompounding.com

Innovation Compounding offers a complete portfolio of compounded medications for Interstitial Cystitis, Pelvic Pain, and Female Sexual Dysfunction. VesiCyst is a pre-mixed solution of heparin & lidocaine buffered without sodium bicarbonate, offering a stable, consistent dose, and significant savings for the practice. Pelvic pain and FSD compounds are specifically formulated for vulvo/vaginal application.

International Urogynecological Association

Booth 514

2030 M St. NW, Suite 701
Washington, DC 20036
202.733.3234
www.iuga.org

The International Urogynecological Association (IUGA) is dedicated to global advancement of urogynecological knowledge and practice through education and the promotion of basic and clinical research on female pelvic floor disorders. IUGA activities include publishing the International Urogynecology Journal, hosting an annual meeting, conducting education programs and developing consensus terminology.

Interstitial Cystitis Association

Booth 117

Old Meadow Road, Suite 500
McLean, VA 22102
703.442.2070
www.ichelp.org

The Interstitial Cystitis Association (ICA) is the only non-profit health association solely dedicated to improving the quality of health care and lives of people with interstitial cystitis (IC). The ICA provides advocacy, research funding, and education to ensure early diagnosis and optimal care with dignity for people affected by IC.

Intuitive Surgical

Booth 401

1266 Kifer Road, Building 191
Sunnyvale, CA 94086
408.523.2100
www.intuitivesurgical.com

LABORIE

Booth 312

400 Avenue D, Suite 10
Williston, VT 05495
800.522.6743
www.laborie.com

LABORIE, the leader in Urodynamics, provides the most advanced solutions in Pelvic Floor Diagnostics and Treatments. LABORIE is committed to delivering the most innovative products such as Wireless Urodynamics, intuitive Pelvic Floor Rehabilitation, portable USB Endoscopic Imaging, efficient Cystoscopic Injection Needles, true EHR integration, complete Diagnostic Testing for fecal incontinence, and much more – all to help expand your growing practice.

Laclede, Inc.

Booth 416

2103 East University Drive
Rancho Dominguez, CA 90220
310.605.4280
www.laclede.com

Laclede Inc. is the manufacturer of Luvena Vaginal Health products. Luvena products lubricate and maintain a healthy pH and environment affected by dryness. They are also free from harmful ingredients such as paraben, glycerin, and hormones.

Lexion Medical

Booth 313

109 Preston Court
Macon, GA 31210
478.973.7833
www.lexionmedical.com

LEXION offers the Insuflow® SYNERGY® Port Series allowing access integrating gas humidification and warming in a unique cannula with enhanced flow dynamics and radial dispersion and PneuVIEW®XE Laparoscopic Smoke Elimination System that virtually eliminates 100% of dangerous combustion by-products generated during laparoscopic procedures keeping the abdomen clear while maintaining the pneumoperitoneum.

EXHIBITOR DESCRIPTIONS

Lippincott Williams & Wilkins Wolters Kluwer Health

Booth 413

2001 Market Street
Philadelphia, PA 19103
215.521.8423

www.wolterskluwer.com

Lippincott Williams & Wilkins, a Wolters Kluwer Health company, is a leading publisher of medical, health, and science publications, including the journal *Female Pelvic Medicine & Reconstructive Surgery*. Lippincott Williams & Wilkins proudly offers an extensive selection of medical books, journals, and electronic media for physicians, nurses, students and clinicians.

Lumitex, Inc.

Booth 115

8443 Dow Circle
Strongsville OH, 44136
800.969.5483

www.lumitexmd.com

Lumitex MD creates, manufactures, and distributes unique devices for medical illumination. LightMat Surgical Illuminators provide cool, shadowless deep cavity lighting. Flexible or malleable, they will fit most retractors or instruments. VersaLight Multifunctional Surgical Illuminators illuminate, irrigate, aspirate, and provide moderate blunt retraction in one easy-to-use hand held surgical tool.

Medical Measurement Systems USA

Booth 209

53 Washington Street, Suite 400
Dover, NH 03820
603.750.0037

www.mmsusa.net

Medical Measurement Systems (MMS USA) is a worldwide leader in pelvic floor diagnostics and has been providing advanced Urodynamics solutions since 1988. MMS offers a full-line of wireless Urodynamics systems; from advanced Nexus Plus multi-channel video-Urodynamics systems to the Solar Blue and all are available with wireless catheter pullers. Natural Filling Urodynamics is now possible with Luna, a true wireless recorder. MMS also offers Flowmaster a wireless uroflowmeter as well as a full range of competitively priced catheters and accessories. Every budget and requirement is catered for—discover the MMS difference!

Mediwatch USA Inc

Booth 412

1501 Northpoint Parkway, Suite 103
West Palm Beach, FL 33407
888.471.2611

www.mediwatchusa.com

Mediwatch are manufacturers and suppliers of high-technology pelvic floor diagnosis products focusing on innovation in point-of-care devices, enabling clinicians to make rapid and efficient decisions.

Mediwatch provides urodynamics, anorectal manometry, biofeedback and ultrasound systems, with a full range of disposables, and dedicated teams for service, clinical training and support.

Medtronic, Inc.

Booth 301

710 Medtronic Parkway
Minneapolis, MN 55432
763.514.4000

www.medtronic.com

Medtronic is committed to Innovating for life by pushing the boundaries of medical technology and changing the way the world treats chronic disease. Medtronic's medical technologies help make it possible for millions of people to resume everyday activities, return to work, and live better, longer. Products include the InterStim® System, providing Sacral Neuromodulation for Bladder Control and Bowel Control.

Mission Pharmacal Company

Booth 519

National Association for Continence

Booth 216

P.O. Box 1019
Charleston, SC 29402
843.377.0999

www.nafc.org

National Association For Continence is a national, private, non-profit 501(c)(3) organization dedicated to improving the quality of life of people with incontinence, voiding dysfunction, and related pelvic floor disorders. NAFC's purpose is to be the leading source for public education and advocacy about the causes, prevention, diagnosis, treatments, and management alternatives for incontinence.

The Prometheus Group

Booth 503

1 Washington Street, Suite 303
Dover, NH 03820
603.749.0733

www.theprogrp.com

The Urogynecology Practice of the Future: The Morpheus System, a single hardware architecture and software platform for Pelvic Muscle Rehabilitation, Anorectal Manometry with Paradoxical EMG, Complex Urodynamics, Abdominal Ultrasound for Bladder and Renal Imaging and 360 Degree Endorectal Ultrasound for Fecal Incontinence.

Salix Pharmaceuticals, Inc.

Booth 110

Uroplasty

Booth 308

5420 Feltl Road
Minnetonka, MN 55343
952.426.6176

www.uroplasty.com

Uroplasty provides transformative treatment options for voiding dysfunctions. Urgent® PC is a low risk, office-based treatment for OAB that delivers exceptional results. Included in the AUA/SUFU OAB guideline. Macroplastique® is a proven bulking agent indicated for adult female SUI. Efficacy, safety, durability supported by over 15 years of global experience.

Vectec, Inc.

Booth 316

327 Water Street
Warren, RI 02806
401.289.2223

www.vectecinc.com

VECTEC designs and manufactures high-quality, highly affordable single-use devices for MIS procedures. Featured on display will be VECTEC's innovative new T-LIFT™ Tissue Retraction System, our unique line of Uterine Manipulators and the KOH Endotrainer Laparoscopic Suturing Skills Trainer. Please also see VECTEC's range of single-use trocars, laparoscopic instruments, and accessories.

Verathon Medical

Booth 515

20001 North Creek Parkway
Bothell, WA 98011
425.867.1348

www.lyrettecmd.com

The Lyrette™ transurethral SUI system is a nonsurgical in-office treatment designed to reduce or stop leaks in women with SUI due to hypermobility. The Lyrette procedure utilizes controlled, low power, nonablative radiofrequency (RF) to heat small submucosal sites in the bladder neck and proximal urethra, improving continence without affecting normal urination.

Warner Chilcott

Booth 213

100 Enterprise Drive
Rockaway, NJ 07866
973.442.3298

www.wcrx.com

Warner Chilcott is a leading specialty pharmaceutical company currently focused on the gastroenterology, women's healthcare, dermatology and urology segments of the North American and Western European pharmaceuticals markets. The Company is a fully integrated company with internal resources dedicated to the development, manufacturing and promotion of its products.

Women's Health Foundation

Booth 317

632 West Deming Place
Chicago, IL 60614
773.305.8206

womenshealthfoundation.org

Women's Health Foundation's (WHF) mission is to improve the pelvic health of all women and girls. WHF does this by: driving cutting-edge research initiatives; serving as a national resource on pelvic wellness issues; developing and offering education and wellness programs; and fostering conversation and creating communities for women.



FREE FOR AUGS
MEMBERS

FUNDAMENTALS *for* FEMALE PELVIC SURGERY



www.PelvicSurgeryCME.org

A Series of 3 Interactive Cases Developed and Peer Reviewed by Expert Faculty

The American Urogynecologic Society's online *Fundamentals of Pelvic Surgery* curriculum will fill a role in allowing for the basic education of gynecologic surgeons who perform pelvic organ prolapse reconstruction surgery.

STEERING COMMITTEE

Steven E. Swift, MD (Chair) • Marlene Corton, MD, MSCS • Victoria Handa, MD, MHS
Jerry L. Lowder, MD, MSc • Charles W. Nager, MD

Earn AMA PRA Category 1 Credit™

MODULE I: Preoperative Evaluation and Conservative Management of Pelvic Organ Prolapse

Victoria Handa, MD (Chair)
Daniel Morgan, MD
Robert Gutman, MD

Podcast features:
Charles Nager, MD
Matthew Barber, MD
Halina Zyczynski, MD

MODULE II: Surgical Management and Anatomy

Marlene Corton, MD
(Chair)
John DeLancey, MD
Clifford Wai, MD

Podcast features:
Cheryl Iglesia, MD
Shawn Menefee, MD

MODULE III: Postoperative Complications

Jerry L. Lowder, MD
(Chair)
Sallie Oliphant, MD
Laura Skoczylas, MD

Podcast features:
Miles Murphy, MD

Supported by an educational grant from American Medical Services, Boston Scientific, Coloplast, and Intuitive Surgical



Sponsored by
The France Foundation
A Continuing Education Company

S A V E T H E D A T E

AUGS/IUGA

SCIENTIFIC MEETING
21 - 26 JULY 2014



Monday, October 21, 2013

Call for Workshop Proposals/PG courses Opens

Friday, November 15, 2013

Call for Abstracts Opens

Washington, DC | Washington Convention Center

AUGS
Advancing Female Pelvic Medicine
and Reconstructive Surgery

IUGA 
International urogynecological association
Advancing Urogynecological Knowledge Around the World



A big leap for single incision slings.

Altis®. Now even less is more.

Proven product legacy


Same mesh material as used in the
Aris® and Supris® sling systems

Predictable placement

Helical type introducer allows for
ease of passage and placement

Precise adjustability

Anchoring allows for
bi-directional tensioning



www.AltisSIS.com

The results are in. Visit booth 207 to see the 12-month IDE study data.